



# Annual Comprehensive Financial Report

**Fiscal Year Ended,  
June 30, 2022**

**Ali R. Ghasemi, P.E.  
APCO/Executive**



PHOTO CREDIT: WUNNA AUNG  
AQ ENGINEER, VCAPCD



*To protect public health and agriculture from the adverse effects of air pollution by identifying air pollution problems and developing a comprehensive program to achieve and maintain state and federal air quality standards.*

# **Annual Comprehensive Financial Report**

**Ali Reza Ghasemi, P.E.  
APCO/Executive Officer**

Introductory Section (Unaudited)	
Letter of Transmittal .....	1
List of Governing Board.....	6
Organization Chart.....	7
Independent Auditor’s Report .....	8
Management’s Discussion and Analysis .....	11
Basic Financial Statements	
Statement of Net Position .....	20
Statement of Activities.....	21
Balance Sheet – Governmental Fund.....	22
Reconciliation of the Balance Sheet of the Governmental Funds to Statement of Net Position .....	23
Statement of Revenues, Expenditures, and Changes in Fund Balance – Governmental Fund .....	24
Reconciliation of the Statement of Revenues, Expenditures, and Changes in Fund Balance of Governmental Funds to Statement of Activities.....	25
Notes to Financial Statements .....	26
Required Supplementary Information	
General Fund Schedule of Revenues, Expenditures, and Changes in Fund Balance - Budget and Actual .....	45
Notes to Required Supplementary Information .....	46
Schedule of the District’s Proportionate Share of the Net Pension Liability – Last Ten Fiscal Years .....	47
Schedule of the District’s Pension Contributions – Last Ten Fiscal Years.....	48
Other Information	
California Air Resource Board – State Subvention Funds Revenue Detail.....	50
Statistical Section (Unaudited)	
Statistical Narrative.....	52
Financial Trends	
Net Position by Component – Last Ten Fiscal Years .....	53
Changes in Net Position – Last Ten Fiscal Years.....	54
Fund Balance – Last Ten Fiscal Years .....	55
Changes in Fund Balance – Governmental Funds – Last Ten Fiscal Years .....	56
Revenue Capacity	
Total Revenue Sources – Last Ten Fiscal Years .....	57
Revenues by Fee Sources – Last Ten Fiscal Years .....	58
Top Ten Payers of Emission Fees – Fiscal Year 2019-20 .....	59
Total Emission Fees – Last Ten Fiscal Years .....	60
Economic and Demographic Information	
Ventura County Population (by Cities) – Last Ten Years.....	61
Ventura County Economic and Demographic Statistics – Last Ten Calendar Years .....	62
Ventura County Principal Employers – Current Year and Nine Years Ago.....	63
Operating Information	

Expenditures by Category – Last Ten Fiscal Years ..... 64  
Full-Time Equivalent Employees – Last Ten Fiscal Years ..... 65  
County-wide Ozone v. Population – Last Ten Calendar Years ..... 66  
Capital Assets – Last Ten Fiscal Years ..... 67



Ventura County  
Air Pollution  
Control District

4567 Telephone Rd  
Ventura, California 93003

tel 805/303-4005  
fax 805/456-7797  
www.vcapcd.org

Dr. Laki Tisopoulos, P.E.  
Air Pollution Control Officer

March 28, 2023

Air Pollution Control Board  
Ventura County Air Pollution Control District  
4567 Telephone Rd, 2<sup>nd</sup> Floor  
Ventura, CA 93003

Members of the Ventura County Air Pollution Control District Board and Citizens of Ventura County:  
The Annual Comprehensive Financial Report of the Ventura County Air Pollution Control District (District) is hereby submitted for the year ended June 30, 2022. District management is responsible for the accuracy of the presented data and the completeness and fairness of the presentation, including all disclosures. To the best of our knowledge and belief, the data presented is accurate in all material aspects; reported in a manner designed to fairly present the financial position and changes in financial position of the District. All disclosures necessary to enable the reader to gain an understanding of the District's financial activities have been included.

This report is divided into three major sections: the Introductory Section, Financial Section, and Statistical Section. The Introductory Section includes the District's governing Board, organizational chart, and this Letter of Transmittal, which provides general comments on activities of interest to the reader. The Financial Section is comprised of the Independent Audit Opinion, Management's Discussion and Analysis, the Basic Financial Statements that include the notes to the basic financial statements, required supplementary information, and supplementary financial information. The Statistical Section provides important historical and trend information about the District.

### ***Audits***

The Annual Comprehensive Financial Report was prepared to satisfy the financial reporting requirements issued by the Governmental Accounting Standards Board (GASB). Further information regarding the reporting requirements can be found in Note 2 of the Notes to the Basic Financial Statements. Analysis of the financial statements for June 30, 2022, can be found in the Management's Discussion and Analysis.

Eide Bailly LLP, an independent certified public accounting firm, audited the District's Annual Comprehensive Financial Report. The goal of the independent audit was to provide reasonable assurance about whether the basic financial statements of the District for the fiscal year ended June 30, 2022, are free of material misstatement. The independent audit involves examining, on a test basis, evidence supporting the amounts and disclosures in the basic financial statements; assessing the accounting principles used and significant estimates made by management; and evaluating the overall basic financial statement presentation. The results of the District's annual audit for fiscal year ended June 30, 2022, concluded that the District's annual financial statements as contained herein present fairly, in all material respects, the financial position and changes in financial position of the District in conformity with generally accepted accounting principles. The auditor's unmodified opinion is included in the financial section of this Annual Comprehensive Financial Report.

In addition, the District is required to undergo an annual single audit in conformity with the provisions of the Single Audit Act Amendments of 1996 and the Title 2, Part 200 of the Code of Federal Regulations (CFR), *Uniform Administrative Requirements, Cost Principles, and Audit Requirements for Federal Awards*. This federally mandated requirement is designed to meet the needs of the Federal grantor agencies. Information related to this single audit, including the Schedule of Expenditures of Federal Awards, summary of auditors' results, and the independent auditors' reports on internal control and compliance with applicable laws and regulations are included in a separately issued publication available at the District.

### ***Profile and Reporting Entity of the Ventura County Air Pollution Control District***

The District was formed by the Ventura County (the County) Board of Supervisors in 1968 in response to the County's first air pollution study that identified Ventura County as having a severe air quality problem. The Air Pollution Control Board is composed of ten members, which includes five representatives from the County Board of Supervisors and five representatives from five of the ten cities in Ventura County. The Chair of the Board is elected by the board members to a one-year term.

Division 26 of the California Health and Safety Code establishes the District's structure, operating procedures, and authority. The District provides a full range of air pollution control activities, including permitting, facility inspection, air quality attainment planning, rule-making, air quality monitoring and incentive programs.

The District shares responsibility with the California Air Resources Board for ensuring that all state and federal air quality standards are achieved and maintained within Ventura County. The District's jurisdiction is limited principally to regulating non-vehicular sources of air pollution within the County of Ventura, primarily commercial and industrial emission sources. Any company wishing to build or modify a facility in Ventura County must first obtain a permit from the District to ensure that the facility complies with all applicable rules.

The District accounts for its financial position and results of operations in accordance with generally accepted accounting principles (GAAP) applicable to governmental units. The Governmental Accounting Standards Board (GASB) is the primary standard setting body for establishing governmental accounting and financial reporting principles. As required by GAAP, these financial statements present the District as the primary government entity for which it is considered to be financially accountable. Note 1 of the Notes to the Basic Financial Statements provides more information on the reporting entity.

District management is responsible for establishing, maintaining, and evaluating the adequacy of an internal accounting control structure. Internal accounting control structure is designed to ensure that assets of the District are protected from loss, theft, or misuse and to ensure adequate accounting data are compiled to allow for the preparation of financial statements in conformity with generally accepted accounting principles. Internal accounting controls are designed to provide reasonable, but not absolute, assurance that these objectives are met.

The concept of reasonable assurance recognizes that the costs of internal control should not exceed the benefits likely to be derived from it. It is our belief that the District's internal accounting controls adequately safeguard assets and provide reasonable assurance of proper recording of financial transactions.

The Air Pollution Control Board (District Board) adopts an annual budget in accordance with Health & Safety Code, Section 40130 et. seq. The legal level of budgetary control (the level at which expenditures cannot legally exceed the appropriated amount) is at the department/budget unit and object level of expenditures, except capital assets which are controlled at the sub-object level. The Executive Officer is authorized to transfer appropriations between object levels within the Air Pollution Control District's budget as provided in Government Code Section 29125.

All unencumbered and unexpended appropriations lapse at the end of each fiscal year and become available to finance the next year's budget. Encumbered appropriations are re-appropriated in the next year's budget. Additional budgetary information is included in the Required Supplementary Information section of the Annual Comprehensive Financial Report.

### Ventura County Air Monitoring Station Locations



Ventura County has a serious air quality problem. The smoggiest days usually occur from May through October when high temperatures and poor atmospheric mixing tend to enhance smog formation and effectively trap pollutants in the inland valleys. The District is responsible for monitoring air pollution within the County and for developing and administering programs to reduce air pollution levels below the health-based standards established by the State and federal governments.

Since 1990, all areas of the county have enjoyed significant reductions in ozone levels despite a population increase of 25 percent. There were 138 days county-wide over the current (enacted in 2015) federal 8-hour ozone standard of 70 ppb in 1990, compared to only 9 in 2022.



The Environmental Protection Agency (EPA) sets National Ambient Air Quality Standards (NAAQS) as the maximum concentrations in the atmosphere for specific air contaminants in order to protect public health and welfare. The EPA has adopted NAAQS for ozone, carbon monoxide (CO), lead, nitrogen dioxide (NO<sub>2</sub>), fine particulate matter (PM<sub>2.5</sub>), coarse particulate matter (PM<sub>10</sub>), and sulfur dioxide (SO<sub>2</sub>). Ventura County is designated nonattainment for the federal 2015 ozone standard and attainment for all other federal air quality standards.

The District's regulatory program, in conjunction with state and federal programs, has decreased pollutant levels to meet the standards in spite of significant population growth in Ventura County. In 1990, there were 117 days countywide in which ozone concentrations exceeded the 2008 federal 9-hour ozone standard, but only 2 in 2019, 14 (12 if exceptional events are excluded) in 2020, and 1 in 2021. On October 7, 2022, the EPA found that Ventura County had attained the 2008 federal ozone standard by its attainment date of July 20, 2021.

### ***Factors Affecting Financial Condition***

The District is a fee supported agency and does not receive sales or property tax support. Approximately 24 percent of its funding is derived from fees paid by stationary sources that emit air pollution; 26 percent from auto registration fees collected by the Department of Motor Vehicles (DMV) and distributed to air districts throughout the State in support of motor vehicle emission reduction programs; 46 percent from federal grants, pass through grants, operating grants, and state subvention; and 4 percent from general revenues such as penalties/settlements, rental income and interest earnings.

The District minimized increases in expenses by reviewing the current budget and year-to-date expenditures to ensure that all likely costs were identified, and necessary steps were taken to scrutinize the service and supplies expenditure object for potential savings. The District's workload continued to increase due to additional federal and state mandates; however, the District was able to meet its program commitments and has successfully streamlined many of its operations thus, minimizing the cost of its programs.

The District's fund balance has increased as a result of the positive financial performance in the current fiscal year. The increase was due to the lower expenditures in the current fiscal year compared to the prior fiscal year. The renovation project of the District owned building was completed in March 2021 and the District is no longer paying rent to the County of Ventura.

The Covid-19 brought considerable impact to Ventura County's economy. However, the impact to the District's revenue was minimal. For fiscal year 2022, the District experienced its revenue stream returning back to its normal operations, except for the interest earnings, which continued to decline.

In recent years, Air Pollution Control Board has approved several District policy decisions to meet future financial challenges and uncertainties, while continuing to protect the air and the health of the Ventura County residents. In November 2020, the Air Pollution Control Board approved an automatic annual increase to the permit renewal fee based on the change in the Consumer Price Index (CPI) for the preceding fiscal year so long as the fees assessed do not exceed the actual costs for the District's program for the immediately following fiscal year. The automatic CPI increase is through July 1, 2025. The District did not proposed any permit renewal fee increase after July 1, 2021, other than the approved annual CPI change.

During fiscal year 2022, the District continued its incentive projects from the following programs: Carl Moyer (CM), Funding Agricultural Replacement Measures for Emission Reductions (FARMER), Community Air Protection (CAP), Voluntary Accelerated Vehicle Reduction (VAVR), and the Vessel Speed Reduction (VSR). The District also received grant funding from California Air Resources Board for the AB197 Emission Inventory, Oil and Gas, and Refrigerant grants, State Subvention, and the California Clean Air Act 105 and 103 grants from EPA.

***Relevant Financial Policies***

***Cash Management Policies and Practices***

The District participates in the County Treasurer’s cash and investment pool. The County pool invests the District’s funds in accordance with State statutes and the County’s investment policy. Pooled investments are stated at fair value in accordance with GASB Statements No. 31 and 72. Further information is available in Not 4 of the Notes to the Basic Financial Statements, Cash and Investments.

***Risk Management***

The District participates in the County’s Risk Management pool and pays an annual premium to the County for coverage. The County’s Risk Management department administers the commercial and self-insurance aspects of the County’s risk programs. The County is self-insured for various types of risks including general liability, property damage, unemployment and disability insurance, and for the deductible on medical malpractice premiums. In addition, the County is self-insured for workers’ compensation.

***Other Information***

***On-Line Information***

Copies of this ACFR, the Single Audit Report, and the District’s Adopted Budget may be obtained from the District office. The District’s web page, <http://www.vcapcd.org/>, includes the ACFR, District’s adopted budget, and information on the District’s various air district programs, educational programs, air quality index and statistics, and health effects. In addition, information is also available on board meetings, board agendas, publications, and forms.

***Acknowledgments***


The completion of this report was made possible by the dedicated and coordinated team efforts of the entire District staff. We would like to acknowledge and express our appreciation to the special efforts of the Fiscal section, the Ventura County Auditor-Controller’s Office, and our independent auditors, Eide Bailly LLP, for their assistance in the report preparation.

Recognition is also given to the District Board for their continued leadership and support, and to all employees of the District who continue to push technology and improve operations to accomplish the District’s mission of protecting public health from air pollution by working with community and business and other governmental agencies

Respectfully submitted,



Ali Ghasemi, P.E.  
Executive Officer



Nancy Sison-Mendoza, C.P.A.  
Fiscal & Administrative Manager

**VENTURA COUNTY AIR POLLUTION CONTROL DISTRICT**

List of Governing Board

June 30, 2022

***MATT LAVERE***

***Chair***

***Board of Supervisors - District I***

***LYNN EDMONDS***

***Vice-Chair***

***Council Member, City of Fillmore***

***LINDA PARKS***

***Board of Supervisors - District II***

***RYAN BLATZ***

***Council Member, City of Ojai***

***KELLY LONG***

***Board of Supervisors - District III***

***DAVID POLLOCK***

***Council Member, City of Moorpark***

***ROBERT O. HUBER***

***Board of Supervisors - District IV***

***JOHN ZARAGOZA***

***Mayor, City of Oxnard***

***CARMEN RAMIREZ***

***Board of Supervisors – District V***

***RICHARD ROLLINS***

***Mayor, City of Port Hueneme***

***Ali Ghasemi, P.E.***  
***APCO/Executive Officer***

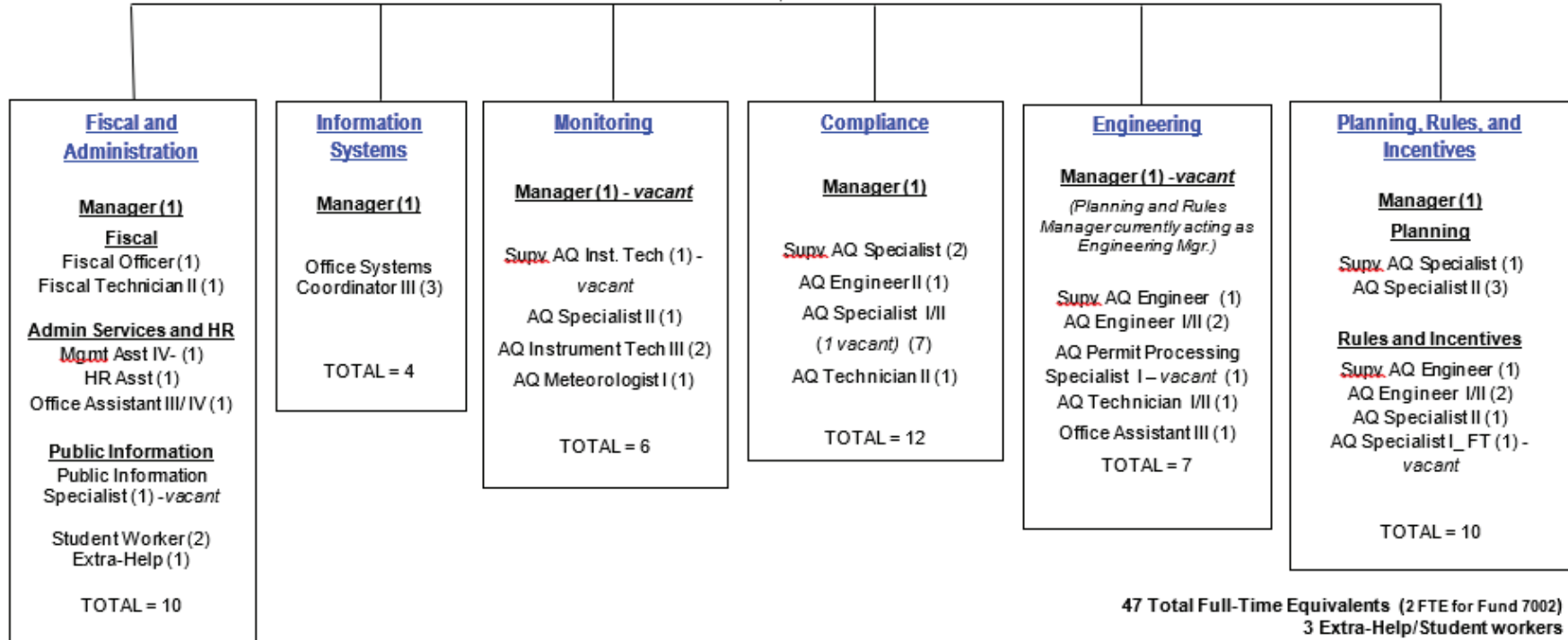
**VENTURA COUNTY  
AIR POLLUTION CONTROL DISTRICT**

**AIR POLLUTION CONTROL BOARD**

**COUNTY SUPPORT SERVICES**

Treasurer  
Auditor-Controller  
County Counsel  
Human Resources  
Information Systems Department  
General Services Agency

**AIR POLLUTION CONTROL OFFICER / EXECUTIVE OFFICER (1)**  
*(currently acting as Monitoring Manager)*



47 Total Full-Time Equivalents (2FTE for Fund 7002)  
3 Extra-Help/Student workers  
= 50 Total

**FY 2021-22 ORGANIZATIONAL CHART**



## Independent Auditor's Report

Air Pollution Control Board  
Ventura County Air Pollution Control District  
Ventura, California

Report on the Audit of the Financial Statements

### ***Opinions***

We have audited the financial statements of the governmental activities and the general fund of Ventura County Air Pollution Control District (District) as of and for the year ended June 30, 2022, and the related notes to the financial statements, which collectively comprise the District's basic financial statements as listed in the table of contents.

In our opinion, the accompanying financial statements referred to above present fairly, in all material respects, the respective financial position of the governmental activities and the general fund of the District, as of June 30, 2022, and the respective changes in financial position for the year then ended in accordance with accounting principles generally accepted in the United States of America.

### ***Basis for Opinions***

We conducted our audit in accordance with auditing standards generally accepted in the United States of America (GAAS) and the standards applicable to financial audits contained in *Government Auditing Standards (Government Auditing Standards)*, issued by the Comptroller General of the United States. Our responsibilities under those standards are further described in the Auditor's Responsibilities for the Audit of the Financial Statements section of our report. We are required to be independent of the District and to meet our other ethical responsibilities, in accordance with the relevant ethical requirements relating to our audit. We believe that the audit evidence we have obtained is sufficient and appropriate to provide a basis for our audit opinions.

### ***Adoption of New Accounting Standard***

As discussed in Note 2 to the financial statements, the District has adopted the provisions of Government Accounting Standards Board (GASB) Statement No. 87, *Leases*, for the year ended June 30, 2022. Accordingly, a restatement has been made to the governmental activities and the general fund as of July 1, 2021, to restate beginning net position and fund balance. Our opinions are not modified with respect to this matter.

### ***Responsibilities of Management for the Financial Statements***

Management is responsible for the preparation and fair presentation of the financial statements in accordance with accounting principles generally accepted in the United States of America; and for the design, implementation, and maintenance of internal control relevant to the preparation and fair presentation of financial statements that are free from material misstatement, whether due to fraud or error.

In preparing the financial statements, management is required to evaluate whether there are conditions or events, considered in the aggregate, that raise substantial doubt about the District's ability to continue as a going concern for twelve months beyond the financial statement date, including any currently known information that may raise substantial doubt shortly thereafter.

### ***Auditor's Responsibilities for the Audit of the Financial Statements***

Our objectives are to obtain reasonable assurance about whether the financial statements as a whole are free from material misstatement, whether due to fraud or error, and to issue an auditor's report that includes our opinions. Reasonable assurance is a high level of assurance but is not absolute assurance and therefore is not a guarantee that an audit conducted in accordance with GAAS and *Government Auditing Standards* will always detect a material misstatement when it exists. The risk of not detecting a material misstatement resulting from fraud is higher than for one resulting from error, as fraud may involve collusion, forgery, intentional omissions, misrepresentations, or the override of internal control. Misstatements are considered material if there is a substantial likelihood that, individually or in the aggregate, they would influence the judgment made by a reasonable user based on the financial statements.

In performing an audit in accordance with GAAS and *Government Auditing Standards*, we:

- Exercise professional judgment and maintain professional skepticism throughout the audit.
- Identify and assess the risks of material misstatement of the financial statements, whether due to fraud or error, and design and perform audit procedures responsive to those risks. Such procedures include examining, on a test basis, evidence regarding the amounts and disclosures in the financial statements.
- Obtain an understanding of internal control relevant to the audit in order to design audit procedures that are appropriate in the circumstances, but not for the purpose of expressing an opinion on the effectiveness of the District's internal control. Accordingly, no such opinion is expressed.
- Evaluate the appropriateness of accounting policies used and the reasonableness of significant accounting estimates made by management, as well as evaluate the overall presentation of the financial statements.
- Conclude whether, in our judgment, there are conditions or events, considered in the aggregate, that raise substantial doubt about the District's ability to continue as a going concern for a reasonable period of time.

We are required to communicate with those charged with governance regarding, among other matters, the planned scope and timing of the audit, significant audit findings, and certain internal control-related matters that we identified during the audit.

### ***Required Supplementary Information***

Accounting principles generally accepted in the United States of America require that the management's discussion and analysis, general fund schedule of revenues, expenditures, and changes in fund balance – budget and actual and related notes, schedule of the District's proportionate share of the net pension liability, and schedule of the District's pension contributions as listed in the table of contents, be presented to supplement the basic financial statements. Such information is the responsibility of management and, although not a part of the basic financial statements, is required by the Governmental Accounting Standards Board who considers it to be an essential part of financial reporting for placing the basic financial statements in an appropriate operational, economic, or historical context. We have applied certain limited procedures to the required supplementary information in accordance with auditing standards generally accepted in the United States of America, which consisted of inquiries of management about the methods of preparing the information and comparing the information for consistency with management's responses to our inquiries, the basic financial statements, and other knowledge we obtained during our audit of the basic financial statements. We do not express an opinion or provide any assurance on the information because the limited procedures do not provide us with sufficient evidence to express an opinion or provide any assurance.

### ***Other Information***

Management is responsible for the other information included in the annual report. The other information comprises the introductory section, California Air Resources Board – State Subvention Funds Revenue Detail, and statistical section, but does not include the basic financial statements and our auditor's report thereon. Our opinions on the basic financial statements do not cover the other information, and we do not express an opinion or any form of assurance thereon.

In connection with our audit of the basic financial statements, our responsibility is to read the other information and consider whether a material inconsistency exists between the other information and the basic financial statements, or the other information otherwise appears to be materially misstated. If, based on the work performed, we conclude that an uncorrected material misstatement of the other information exists, we are required to describe it in our report.

### ***Other Reporting Required by Government Auditing Standards***

In accordance with *Government Auditing Standards*, we have also issued our report dated March 28, 2023, on our consideration of the District's internal control over financial reporting and on our tests of its compliance with certain provisions of laws, regulations, contracts, and grant agreements and other matters. The purpose of that report is solely to describe the scope of our testing of internal control over financial reporting and compliance and the results of that testing, and not to provide an opinion on the effectiveness of the District's internal control over financial reporting or on compliance. That report is an integral part of an audit performed in accordance with *Government Auditing Standards* in considering the District's internal control over financial reporting and compliance.



Rancho Cucamonga, California

March 28, 2023

# VENTURA COUNTY AIR POLLUTION CONTROL DISTRICT

## MANAGEMENT'S DISCUSSION AND ANALYSIS

June 30, 2022

(Unaudited)

This section of the report presents the District's discussion and analysis for its financial performance during the fiscal year ended June 30, 2022. Please read this section in conjunction with the transmittal letter at the front of this report and the basic financial statements following this section.

### Financial Highlights

- The government-wide assets and deferred outflows of resources of the District exceeded its liabilities and deferred inflows of resources at the close of the 2021-22 fiscal year by \$19,136,000 (net position). Of this amount, \$11,692,000 is net investment in capital assets and the remaining portion of \$7,444,000 is unrestricted and may be used to meet the District's ongoing obligations without constraints established by legal requirements.
- As of June 30, 2022, the District's governmental fund reported combined fund balances of \$8,783,000, an increase of \$530,000 in comparison to the prior year. The \$8,783,000 represents the entire amount of the General Fund. Approximately 15 percent of the fund balance is available for spending but is bound by various levels of constraints that control the purposes for which specific amounts can be spent. Approximately 85 percent is not constrained as reported in other classifications, may be available to meet the District's current and future needs (unassigned fund balance).
- Out of the general fund balance of \$8,783,000 at the end of the fiscal year, \$1,277,000 was assigned and \$7,506,000 was unassigned, which is 64% of the general fund expenditures. This is within the District's fund balance policy of maintaining an unassigned fund balance between four to six months of operating expenses. A detailed analysis of fund balances can be found on page 34 in Note 3 of the Notes to Basic Financial Statements.
- For fiscal year 2022, The District's major capital asset purchases were the following: Optical Gas Imaging Camera Technology (approximately \$118,000) to enhance inspection capabilities and efficiencies, two (2) electric vehicles, and the programming contract for the continued enhancement of the District's permit system (PRISM). The District intends to replace all District vehicles (14) to electric. As of March 2023, the District has eight (8) electric vehicles.
- The District reported a Net Pension Asset of \$1,000,000. This is mainly due to the 31.33% return on the market value of assets that was much higher than the assumed return of 7.25%.
- The District successfully completed the non-selective reduction for the EPA 105 grant. This allowed the District to continue to receive the annual federal grant funding of approximately \$1,000,000.



# VENTURA COUNTY AIR POLLUTION CONTROL DISTRICT

## MANAGEMENT'S DISCUSSION AND ANALYSIS

June 30, 2022

(Unaudited)

### **Overview of the Financial Statements**

The Management's Discussion and Analysis (MD&A) is intended to serve as an introduction to the District's basic financial statements. The District's basic financial statements have three components:

The District's basic financial statements consist of three components: (1) government-wide financial statements, (2) fund financial statements, and (3) the notes to financial statements. This report also includes supplementary information intended to furnish additional detail to support the basic financial statements themselves.

In general, the purpose of financial reporting is to provide external parties with information that will help them make decisions or draw conclusions about an entity. In order to address the needs of as many parties as reasonably possible, the District, in accordance with required reporting standards, presents government-wide statements and fund financial statements.

### ***Government-wide Financial Statements***

The focus of government-wide financial statements is on the overall financial position and activities of the District. This set of financial statements, are designed to provide readers with a broad overview of the District's finances, in a manner similar to private-sector business. These financial statements include the statement of net position and the statement of activities.

The *statement of net position* presents information on all District assets and deferred outflows of resources, and liabilities and deferred inflows of resources, with the differences between them reported as *net position*. Over time, increases or decreases in net position may serve as a useful indicator whether the financial position of the District is improving or deteriorating.

The *statement of activities* presents information on how net position changed during the most recent fiscal year. Revenues and expenses are recognized as earned and incurred even though they may not have been received or paid in cash. Thus, revenues and expenses are reported in this statement for some items that will result in cash flows in future fiscal periods.

The District's government-wide financial statements can be found on pages 20-21 of this report.

### ***Fund Financial Statements***

Unlike government-wide financial statements, the focus of fund financial statements is directed to specific activities of the District rather than the District as a whole. They are groupings of related accounts that are used to maintain control over resources that have been segregated for specific activities or objectives. The District is a single purpose, single-fund entity and utilizes government funds to account for its activities.

# VENTURA COUNTY AIR POLLUTION CONTROL DISTRICT

## MANAGEMENT'S DISCUSSION AND ANALYSIS

June 30, 2022

(Unaudited)

### **Governmental Funds**

The fund financial statements consist of the balance sheet and statement of revenues, expenditures, and changes in fund balance. These are prepared on the modified-accrual basis of accounting. The government-wide statements are prepared on the full-accrual basis.

In general, these financial statements under the modified-accrual basis have a short-term emphasis and for the most part, measure and account for assets that are current financial resources and liabilities that are expected to be liquidated with current financial resources. Specifically, cash and receivables collectible within a very short period of time are reported on the balance sheet.

Fund liabilities include amounts that are to be paid within a very short period of time after the end of the fiscal year. The long-term liabilities are not included. The difference between a fund's total assets, total liabilities and deferred inflows of resources represents the fund balance. The unassigned fund balance is not constrained and may be used to finance any District activities.

The operating statements for governmental funds report only those revenues and expenditures that were collected in cash or paid with cash during the current period or very shortly after the end of the year.

The focus of the fund financial statements is narrower than that of the government-wide financial statements. Since the different accounting bases are used to prepare the above statements, reconciliation is required to facilitate the comparison between the fund statements and the government-wide statements. The reconciliation between the total fund balances and net position of governmental activities can be found on page 23.

The reconciliation of the total change in the fund balance for the governmental funds to the change in net position of governmental activities can be found on page 25.

The fund financial statements can be found on pages 22 and 24.

### **Notes to the Basic Financial Statements**

The notes to the basic financial statements provide additional information that is essential to the full understanding of the data provided in the government-wide and fund financial statements. The notes to the basic financial statements can be found in pages 25 to 42 of this report.

### ***Required and Other Supplementary Information***

In addition to the basic financial statements and accompanying notes, this report also presents required supplementary information concerning the General Fund Schedule of Revenues, Expenditures, and Changes in Fund Balance-Budget and Actual, Schedule of the District's Proportionate Share of the Net Pension Liability, Last Ten Fiscal Years, and Schedule of the District's Contributions, Last Ten Fiscal Years. It also includes supplementary information on the District's Revenue Detail. Required supplementary information can be found on page 45 to 48 of this report. Other supplementary information as required by the California Air Resources Board to report on the District's State Subvention Funds can be found on page 50 of this report. Statistical information is also provided beginning on page 52 of this report.

**VENTURA COUNTY AIR POLLUTION CONTROL DISTRICT**

**MANAGEMENT'S DISCUSSION AND ANALYSIS**

**June 30, 2022**

(Unaudited)

**Government-Wide Financial Analysis**

***Government-wide Statement of Net Position***

- The net position serves as a useful indicator of the District's financial position. At the close of fiscal year, the District's net position was \$19,136,000. The District's net position increase of \$1,891,000 resulted from increases in pass-through grants funding, lower number of grant projects completed, and the District no longer has a rental expenditure.

	2022	2021	Percent Change
<b>Assets:</b>			
Current and other assets	\$ 22,695	\$ 16,701	36%
Capital assets, net	11,691	11,488	2%
Total Assets	<u>34,386</u>	<u>28,189</u>	22%
<b>Deferred outflows of resources</b>			
Deferred outflows related to pensions	1,195	1,742	-31%
Total deferred outflows of resources	<u>1,195</u>	<u>1,742</u>	-31%
<b>Liabilities:</b>			
Long-term liabilities outstanding	220	3,734	-94%
Other liabilities	11,659	8,709	34%
Total Liabilities	<u>11,879</u>	<u>12,443</u>	-5%
<b>Deferred inflows of resources:</b>			
Deferred inflows related to leases	1,626	-	100%
Deferred inflows related to pensions	2,960	243	1118%
Total deferred inflows of resources	<u>4,586</u>	<u>243</u>	1787%
<b>Net Position:</b>			
Net Investment in capital assets	11,691	11,488	2%
Unrestricted	7,425	5,757	29%
Total Net Position	<u>\$ 19,116</u>	<u>\$ 17,245</u>	11%

Net Position includes two components: net investment in capital assets and unrestricted net position.

The largest component of the District's net position of \$11,692,000 (61%) reflects the District's investment in capital assets net of accumulated depreciation. The District uses these capital assets in carrying out its mission of protecting public health. Accordingly, these assets are not available for future spending.

The remaining component of the District's net position totaling \$7,444,000 (39%) is unrestricted and may be used to meet ongoing obligations in carrying out day-to-day operations.

**VENTURA COUNTY AIR POLLUTION CONTROL DISTRICT**

**MANAGEMENT'S DISCUSSION AND ANALYSIS**

**June 30, 2022**

(Unaudited)

***Government-wide Statement of Activities***

The following table shows the revenues, expenses, and changes in net position for governmental activities:

	2022	2021	Percent Change
Revenues:			
Program revenues:			
Charges for services	\$ 3,172	\$ 2,990	6%
Operating grants and contributions	8,669	10,335	-16%
General revenues:			
Investment earnings	(231)	(40)	478%
Rental income	393	297	32%
Total Revenues	12,003	13,582	-12%
Expenses:			
Public protection	10,132	12,908	-22%
Increase in net position	1,871	674	178%
Net position:			
Beginning of year	17,245	16,571	4%
End of year	\$ 19,116	\$ 17,245	11%

**Governmental Activities** - The statement of activities presents information on how net position changed during the most recent fiscal year. The format also permits the reader to ascertain the extent to which the District is either self-financing or draws from net position in a given year. All changes in net position are reported as soon as the underlying event giving rise to the change occurs, regardless of the timing of related cash flows. Thus, revenues and expenses reported in this statement include some items that will only result in cash flows in future fiscal periods (e.g., earned but unused vacation leave).

The statement of activities for the District presents its governmental activities, its sole purpose. Governmental functions of the District are predominantly supported by fees, grants, state subvention, penalties, and settlements. The primary governmental activities of the District include the following: Ensure Compliance with Clean Air Rules, Customer Service, Develop Programs to Achieve Clean Air, Develop Rules to Achieve Clean Air, Monitoring Air Quality, Permit Review, Public Information, Policy Support, and Advance Clean Air Technology.

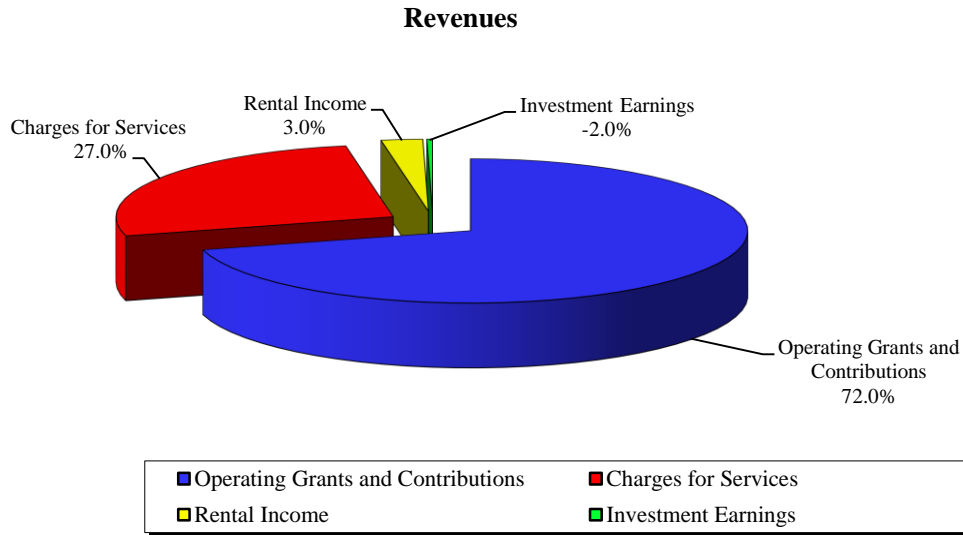
**VENTURA COUNTY AIR POLLUTION CONTROL DISTRICT**

**MANAGEMENT’S DISCUSSION AND ANALYSIS**

**June 30, 2022**

(Unaudited)

The District’s revenues were for air pollution control services and totaled \$12,120,000. The graph and table below show the total revenue for the District in fiscal year 2021-22.



<b>Operating Grants and Contributions</b>	<b>FY 2021-2022</b>	<b>FY 2020-2021</b>
DMV fees	\$ 3,101,000	\$ 3,185,000
State Subvention	194,000	196,000
Federal grants	1,154,000	1,291,000
Pass-through and other operating grants	4,220,000	5,663,000
<b>Total</b>	<b>\$ 8,669,000</b>	<b>\$ 10,335,000</b>

<b>Charges for Services</b>	<b>FY 2021-2022</b>	<b>FY 2020-2021</b>
Licenses, permits, and franchises	\$ 2,873,000	\$ 2,669,000
Charges for current services	4,000	3,000
Fines, forfeitures, and penalties	274,000	308,000
Other revenues	21,000	10,000
<b>Total</b>	<b>\$ 3,172,000</b>	<b>\$ 2,990,000</b>

Operating grants and contributions are revenues earned from entities outside of the District, primarily state and federal agencies. In fiscal year 2021-22, the District reported \$8,669,000 in operating grants and contributions representing the largest revenue source for the District. Pass-through and other operating grants of \$4,220,000 decreased by 25% due mainly to the delay in the receipt of funding for the Carl Moyer, FARMER, and CM State Reserve programs resulting in the decrease in number of projects completed during the year.

**VENTURA COUNTY AIR POLLUTION CONTROL DISTRICT**

**MANAGEMENT’S DISCUSSION AND ANALYSIS**

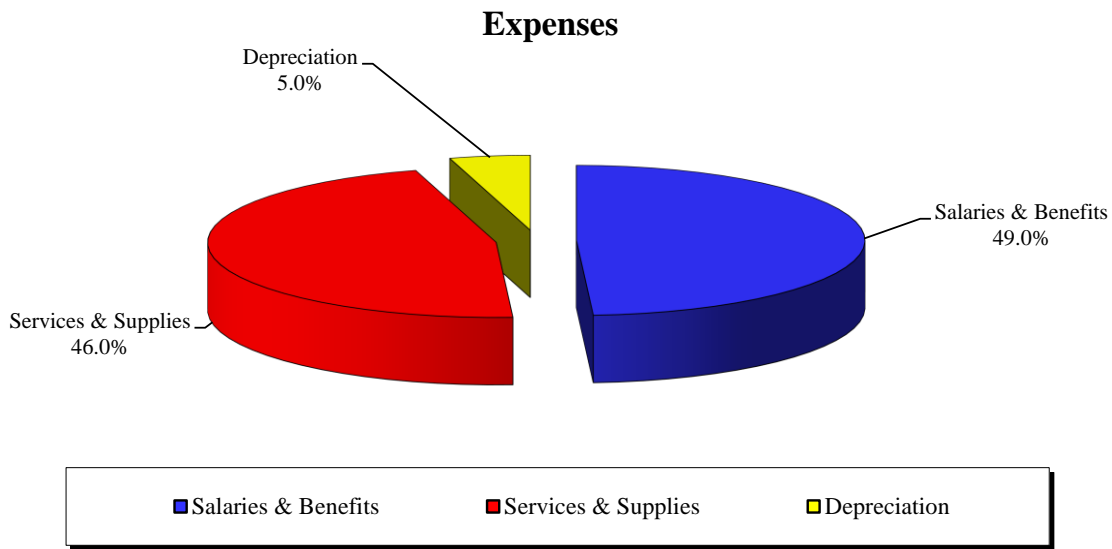
**June 30, 2022**

(Unaudited)

Charges for services of \$3,172,000 are revenues earned from providing goods and services to external customers. Charges for services provided 27% of total program revenues in fiscal year 2021-22.

All of the expenses of the District were for air pollution control services at a total of \$10,132,000, a decrease of 22% percent compared to the prior fiscal year. The decrease was due mainly to the decrease in number of grant projects during the year, lower pension expense, and the District no longer has a rental expenditure.

The graph and table below provide District expenses by object level.



<u>Expenses</u>	<u>FY2021-22</u>	<u>FY2020-21</u>
Salaries & Benefits	\$ 4,972,000	\$ 6,086,000
Services & Supplies	4,703,000	6,493,000
Depreciation	457,000	329,000
Total expenses	<u>\$ 10,132,000</u>	<u>\$ 12,908,000</u>

**Financial Analysis of the District’s Funds**

At June 30, 2022, the District’s general fund reported an ending fund balance of \$8,783,000, an increase of \$530,000 from prior year. This was mostly attributed to lower capital outlay, lower pension expense, decrease in grant projects, and the District no longer has a rental expenditure.

The General Fund is the operating fund of the District, and as a single-purpose entity, is the only fund reported. The General Fund has an unassigned fund balance of \$7,506,000 which is available for spending in the future at the district’s discretion within allowable use. The assigned amount of \$1,277,000 represents the District’s intended use of the financial resources in future periods. Its components are reported under Note 3 of the Notes to Basic Financial Statements. As a measure of the General Fund’s liquidity, it may be useful to compare the unassigned fund balance, and total fund balance to the total General Fund expenditures. The unassigned fund balance of \$7,506,000 represents 65% of total expenditures for the year ended June 30, 2022, while the total fund balance represents 76% of that same total.

# VENTURA COUNTY AIR POLLUTION CONTROL DISTRICT

## MANAGEMENT'S DISCUSSION AND ANALYSIS

June 30, 2022

(Unaudited)

### General Fund Budgetary Highlights

#### *Original Budget Compared to Final Budget, June 30, 2022*

Appropriation for the General Fund final budget compared to the original budget reflected an increase in appropriations of \$11,113,000. The changes to the budget were the result of Air Pollution Control Board actions that allocated additional funding to pass through grants after the budget was adopted. The largest change to the budget of approximately \$10,701,000 was attributable to higher estimates in services and supplies related to the various pass-through grant programs.

Estimated revenues for the General Fund final budget exceeded the original budget by \$5,812,000. Aid from other governmental units increased as a result of the corresponding funding for the various pass-through grant programs above.

#### *Final Budget to Actual Expenditures and Revenues, June 30, 2022*

The final budget appropriations exceeded actual expenditures by \$16,332,000, while the final budget estimated revenues exceeded actual revenues by \$9,513,000. The resulting combined positive budgetary variance was \$6,819,000. The largest revenue shortfall was \$9,869,000, aid from other governmental units, due to pass-through grant projects that were allocated funding but were not completed at fiscal year-end and were carried over to the new fiscal year. The largest expenditure savings was \$14,611,000 in services and supplies due mainly to pass-through grant projects that were not completed at fiscal year-end. Savings of \$923,000 in salaries and benefits resulted from deferment of filling vacant positions.

Budgetary information is included in the Required Supplementary Information (RSI) section.

### Capital Assets

The net investment in capital assets is entirely for its governmental activities. The book value was \$11,692,000 (net of accumulated depreciation of \$1,847,000) as of June 30, 2022. This investment in capital assets includes the following: land, office building, laboratory equipment, air monitoring stations, vehicle, computer, and software. For government-wide financial statement presentation, all depreciable capital assets were depreciated from acquisition date to the end of the current fiscal year. Governmental fund financial statements record capital asset purchases as expenditures. The increase in net capital assets reported under Note 6 of the Notes to the Basic Financial Statements, resulted mainly from capitalized parking lot renovation project, new vehicles and other major equipment purchases.

### Economic Factors and Next Year's Budget and Rates

The fiscal year 2022-23 adopted budget (without pass-through grants) totals \$8,779,000. This is an increase of about 1 percent or \$51,000 when compared to the fiscal year 2021-22 adopted budget. The slight increase resulted mainly from increases in salaries and benefits mitigated by the decrease in capital outlay due to the completion of the building renovation project in fiscal year 2021.

# VENTURA COUNTY AIR POLLUTION CONTROL DISTRICT

## MANAGEMENT'S DISCUSSION AND ANALYSIS

June 30, 2022

(Unaudited)

The fiscal year 2022-23 adopted budget (without pass-through grants) as compared to prior year actual expenditures increased by about 18 percent. The increase was mainly due to increases in salaries and benefits, and services and supplies that were deferred in fiscal year 2022 due to the pandemic.

The District's fund balance increased in fiscal year 2021-22 as a result of lower expenditures attributable to the completion of the building renovation project in fiscal year 2020-2021 and deferment of certain services and supplies in fiscal year 2021-2022 due to the pandemic. Fiscal year 2022-2023 adopted budget shows that expenditures will exceed revenues. If the current economic situation continues, revenue from permits may likely decrease due to business closures, along with the possibility of federal grants remaining flat, if not reduced. Furthermore, any potential increase in retirement costs in the coming fiscal years, any increase from bargaining agreements and/or cost of living adjustments for management, and unexpected office building costs will contribute to reducing the fund balance. The District's fund balance is able to support these unforeseen events, but staff will continue to explore all potential revenues and ensure the expenses generated provides the highest benefits to District's programs.

### **Request for Information**

This financial information is designed to provide a general overview of the District's finances for readers of the financial statements. Questions concerning any of the information provided in this report or requests for additional financial information should be addressed to the Fiscal and Administrative Services Division, Ventura County Air Pollution Control District, 4657 Telephone Rd, 2<sup>nd</sup> Floor, Ventura California 93003.



Ventura County Air Pollution Control District  
Statement of Net Position  
June 30, 2022  
(In thousands)

	Governmental Activities
<b>Assets</b>	
Cash and investments	\$ 18,462
Accounts receivable, net	360
Due from other governments	1,239
Lease receivable	1,632
Deposit with others	2
Net pension asset	1,000
Capital assets (Note 7)	
Nondepreciable	1,551
Depreciable, net	10,140
<b>Total assets</b>	<b>34,386</b>
<b>Deferred Outflows of Resources</b>	
Deferred outflows related to pension (Note 11)	1,195
<b>Liabilities</b>	
Accounts payable	416
Accrued liabilities	80
Due to the County of Ventura	11
Unearned revenue	10,799
Compensated absences - current portion	353
Compensated absences - long-term portion	220
<b>Total liabilities</b>	<b>11,879</b>
<b>Deferred Inflows of Resources</b>	
Deferred inflows related to pension (Note 11)	2,960
Lease	1,626
<b>Total deferred inflows of resources</b>	<b>4,586</b>
<b>Net Position</b>	
Net investment in capital assets	11,691
Unrestricted	7,425
<b>Total net position</b>	<b>\$ 19,116</b>

Ventura County Air Pollution Control District  
Statement of Activities  
Year Ended June 30, 2022  
(In thousands)

		Program Revenues		Net (expense) Revenue and Changes in Net Position
Function/Programs	Expenses	Charges for Services	Operating Grants and Contributions	Governmental Activities
Governmental activities:				
Public protection	\$ 10,132	\$ 3,172	\$ 8,669	\$ 1,709
Total governmental activities	\$ 10,132	\$ 3,172	\$ 8,669	1,709
		General Revenues		
				(231)
				393
		Total general revenues		162
		Changes in Net Position		1,871
		Net Position, Beginning of Year		17,245
		Net Position, End of Year		\$ 19,116

Ventura County Air Pollution Control District

Balance Sheet – Governmental Fund

June 30, 2022

(In thousands)

	General Fund
<hr/>	
Assets	
Cash and investments	\$ 18,462
Accounts receivable, net	360
Due from other governments	1,239
Deposit with others	2
Lease receivable	1,632
	<hr/>
Total assets	\$ 21,695
	<hr/> <hr/>
Liabilities, Deferred Inflows of Resources, and Fund Balance	
Liabilities	
Accounts payable	\$ 416
Accrued liabilities	80
Due to the County of Ventura	11
Unearned revenue	10,799
	<hr/>
Total liabilities	11,306
	<hr/>
Deferred inflows of resources	
Lease	1,626
	<hr/>
Total deferred inflows of resources	1,626
	<hr/>
Fund balance	
Assigned	
Appropriated fund balance for next year's budget	777
Litigation	300
Capital asset acquisition	200
Unassigned	7,486
	<hr/>
Total fund balance	8,763
	<hr/>
Total liabilities, deferred inflows of resources, and fund balance	\$ 21,695
	<hr/> <hr/>

Ventura County Air Pollution Control District  
 Reconciliation of the Balance Sheet of the Governmental Funds to Statement of Net Position  
 June 30, 2022  
 (In thousands)

---

Fund Balance - total governmental fund (page 22)	\$	8,763
<p>Amounts reported for governmental activities in the statement of net position are different because:</p>		
Capital assets, net of accumulated depreciation, used in governmental activities are not financial resources and, therefore, are not reported in the governmental funds.		11,691
Long-term liabilities are not due and payable in current period and, therefore, are not reported in the governmental funds:		
Compensated absences		(573)
Deferred outflows of resources related to deferred pensions are not reported in the governmental funds		1,195
Deferred inflows of resources related to deferred pensions are not reported in governmental funds		(2,960)
Net pension asset is not reported in the governmental funds		<u>1,000</u>
Net position of governmental activities (page 20)	\$	<u><u>19,116</u></u>

Ventura County Air Pollution Control District  
Statement of Revenues, Expenditures, and Changes in Fund Balance – Governmental Fund  
Year Ended June 30, 2022  
(In thousands)

	General Fund
Revenues	
Aid from other governmental units	\$ 8,683
Licenses, permits, and franchises	2,873
Fines, forfeitures, and penalties	358
Use of money and property	162
Charges for current services	4
Other revenue	21
Total revenues	12,101
Expenditures	
Current	
Public protection	10,931
Capital outlay	660
Total expenditures	11,591
Net change in fund balance	510
Fund Balance, Beginning of Year	8,253
Fund Balance, End of Year	\$ 8,763

Ventura County Air Pollution Control District  
 Reconciliation of the Statement of Revenues, Expenditures, and Changes in Fund Balance of Governmental  
 Funds to Statement of Activities  
 Year Ended June 30, 2022  
 (In thousands)

---

Net changes in fund balance - total governmental fund (page 24)	\$	510
<p>Amounts reported for governmental activities in the statement of activities are different because:</p> <p>The governmental fund reports capital outlay and other capital projects as expenditures. However, in the statement of activities, the cost of those assets is allocated over their estimated useful lives and reported as depreciation expense.</p>		
Expenditures for capital assets acquisition	\$ 660	
Less: Current year depreciation	<u>(457)</u>	203
Change in unavailable revenue		(97)
<p>Long-term liabilities are not due and payable in the current period, therefore, are not reported in the governmental funds:</p>		
Compensated absences		76
<p>Some expenses reported in the statement of activities do not require the use of current financial resources and, therefore, are not reported as expenditures in governmental funds:</p>		
Current year District's pension expense in excess of pension contributions		<u>1,179</u>
Change in net position of governmental activities (page 21)	\$	<u><u>1,871</u></u>

**Note 1 - The Financial Reporting Entity****Reporting Entity**

The Ventura County Air Pollution Control District (the District) was formed by the Ventura County (the County) Board of Supervisors in 1968 in response to the County's first air pollution study that identified Ventura County as having a severe air quality problem. The District's 10-member Board includes five representatives from the County Board of Supervisors and five representatives from the cities of Oxnard, Moorpark, Port Hueneme, Fillmore, and Ojai.

Division 26 of the California Health and Safety Code establishes the District's structure, operating procedures, and authority. The District shares responsibility with the California Air Resources Board for ensuring that all state and federal air quality standards are achieved and maintained within Ventura County. The District's jurisdiction is limited principally to policing non-vehicular sources of air pollution within the County of Ventura, primarily industry pollution. Any company wishing to build or modify a facility in Ventura County must first obtain a permit from the District to ensure that the facility complies with all applicable rules.

The District accounts for its financial position and results of operations in accordance with accounting principles generally accepted in the United States of America applicable to governmental units. The Governmental Accounting Standards Board (GASB) is the primary standard setting body for establishing governmental accounting and financial reporting principles. As required by accounting principles generally accepted in the United States of America, these basic financial statements present the District as the primary government entity for which it is considered to be financially accountable.

**Note 2 - Summary of Significant Accounting Policies****(a) New Accounting Pronouncements**

During the fiscal year ending June 30, 2022, the District implemented the following standards:

**GASB Statement No. 87** – In June 2017, GASB issued Statement No. 87, *Leases*. The implementation of this standard establishes a single model for lease accounting based on the foundational principle that leases are financings of the right to use an underlying asset. The standard requires recognition of certain lease assets and liabilities for leases that previously were classified as operating leases and recognized as inflows of resources or outflows of resources based on the payment provisions of the contract. This Statement is effective for reporting periods beginning after June 15, 2021. The effect of the implementation of this standard on beginning net position is disclosed in Note 14 and the additional disclosures required by this standard are included in Note 6.

**GASB Statement No. 89** – In June 2018, GASB issued Statement No. 89, *Accounting for Interest Cost Incurred before the End of a Construction Period*. The objectives of this Statement are to enhance the relevance and comparability of information about capital assets and the cost of borrowing for a reporting period and to simplify accounting for interest cost incurred before the end of a construction period. This Statement is effective for reporting periods beginning after December 15, 2020. The District has determined that this Statement does not have a material impact on the financial statements.

**GASB Statement No. 92** – In January 2020, the GASB issued Statement No. 92, *Omnibus 2020*. The objectives of this Statement are to enhance comparability in accounting and financial reporting to improve the consistency of authoritative literature by addressing practices issues that have been identified during implementation and application of certain GASB Statements. The Statement is effective for reporting periods beginning after June 15, 2021. The District has determined that this Statement does not have a material impact on the financial statements.

**GASB Statement No. 93** – In March 2020, the GASB issued Statement No. 93, *Replacement of Interbank Offered Rates*. The objective of this Statement is to address the accounting and financial reporting implications that result from the replacement of an interbank offered rate (IBOR). The Statement is effective for reporting periods beginning after June 15, 2021. The District has determined that this Statement does not have a material impact on the financial statements.

**GASB Statement No. 97** – In June 2020, the GASB issued Statement No. 97, *Certain Component Unit Criteria, and Accounting and Financial Reporting for Internal Revenue Code Section 457 Deferred Compensation Plans – An Amendment of GASB Statement No.14 and No.84 and A Supersession of GASB Statement No.32*. The objective of this Statement is (1) increase consistency and comparability related to the reporting of fiduciary component units in circumstances in which a potential component unit does not have a governing board and the primary government performs the duties that a governing board typically would perform; (2) mitigate costs associated with the reporting of certain defined contribution pension plans, defined contribution other postemployment benefit (OPEB) plans, and employee benefit plans other than pension plans or OPEB plans (other employee benefit plans) as fiduciary component units in fiduciary fund financial statements; and (3) enhance the relevance, consistency, and comparability of the accounting and financial reporting for Internal Revenue Code (IRC) Section 457 deferred compensation plans (Section 457 plans) that meet the definition of a pension plan and for benefits provided through those plans. The Statement is effective for reporting periods beginning after June 15, 2021. The District has determined that this Statement does not have a material impact on the financial statements.

Recently released standards by GASB affecting future fiscal years are as follows:

**GASB Statement No. 91** – In May 2019, GASB issued Statement No. 91, *Conduit Debt Obligations*. The objective of this Statements is to provide a single method of reporting conduit debt obligations by issuers and eliminate diversity in practice associated with (1) commitments extended by issuers, (2) arrangements associated with conduit debt obligations, and (3) related note disclosures. This Statement is effective for reporting periods beginning after December 15, 2021. The District has not determined the effect on the financial statements.

**GASB Statement No. 94** – In March 2020, the GASB issued Statement No. 94, *Public-Private and Public-Public Partnerships and Availability Payment Arrangements*. The objective of this Statement is to improve financial reporting by addressing issues related to public-private and public-public partnership arrangements (PPPs). The Statement is effective for reporting periods beginning after June 15, 2022. The District has not determined the effect on the financial statements.



**GASB Statement No. 96** – In May 2020, the GASB issued Statement No. 96, *Subscription-based Information Technology Arrangements*. The objective of this Statement is to provide guidance on the accounting and financial reporting for subscription-based information technology arrangements (SBITAs) for government end users (governments). The Statement is effective for reporting periods beginning after June 15, 2022. The District has not determined the effect on the financial statements.

**GASB Statement No. 99** – In April 2022, the GASB issued Statement No. 99, *Omnibus 2022*. The objectives of this Statement are to enhance comparability in accounting and reporting and to improve the consistency of authoritative literature by addressing (1) practice issues that have been identified during implementation and application of certain GASB Statements and (2) accounting and financial reporting for financial guarantees. The requirements of this Statement related to extension of the use of the London Interbank Offered Rate (LIBOR), accounting for Supplemental Nutrition Assistance Program (SNAP) distributions, disclosures of nonmonetary transactions, pledges of future revenues by pledging governments, clarification of certain provisions in Statement No. 34, as amended, and terminology updates related to Statements No. 53 and No. 63 are effective upon issuance. The requirements of this Statement related to leases, Public-Private and Public-Public Partnerships (PPPs), and Subscription-Based Information Technology Arrangements (SBITAs) are effective for fiscal years beginning after June 15, 2022, and all reporting periods thereafter. The requirements of this Statement related to financial guarantees and the classification and reporting of derivative instruments within the scope of Statement No. 53 are effective for fiscal years beginning after June 15, 2023, and all reporting periods thereafter. The District has not determined the effect on the financial statements.

**GASB Statement No. 100** – In June 2022, the GASB issued Statement No. 100, *Accounting Changes and Error Corrections—An Amendment of GASB Statement No. 62*. The primary objective of this Statement is to enhance accounting and financial reporting requirements for accounting changes and error corrections to provide more understandable, reliable, relevant, consistent, and comparable information for making decisions or assessing accountability. The requirements of this Statement are effective for accounting changes and error corrections made in fiscal years beginning after June 15, 2023, and all reporting periods thereafter. The District has not determined the effect on the financial statements.

**GASB Statement No. 101** – In June 2022, the GASB issued Statement No. 101, *Compensated Absences*. The objective of this Statement is to better meet the information needs of financial statement users by updating the recognition and measurement guidance for compensated absences. That objective is achieved by aligning the recognition and measurement guidance under a unified model and by amending certain previously required disclosures. The requirements of this Statement are effective for fiscal years beginning after December 15, 2023, and all reporting periods thereafter. The District has not determined the effect on the financial statements.

**(b) Government wide and Fund Financial Statements**

**Government wide Financial Statements**

The District's government wide financial statements include a statement of net position and statement of activities. These statements are presented on an economic resources measurement focus and the accrual basis of accounting.

**Statement of Net Position**

The government wide statement of net position utilizes a net position presentation. This reports the District's assets and deferred outflow of resources and liabilities and deferred inflow of resources, and what is leftover is net position. The net position is categorized as net investment in capital assets, restricted, and unrestricted.

(1) Net Investment in Capital Assets – This category groups all capital assets into one component of net position. Accumulated depreciation reduces the balance in this category.

(2) Restricted Net Position – This category represents assets subject to external restrictions imposed by creditors, grantors, contributions, or laws or regulations and other governmental restrictions imposed by law through constitutional provisions.

(3) Unrestricted Net Position – These are the resources that do not fall into net investment in capital assets or restricted net position. They can be used for any purposes, though they are not necessarily liquid.

Amounts paid to acquire capital assets are capitalized as assets in the government wide financial statements rather than reporting them as expenditures. Proceeds of long-term debt are also recorded in the government wide financial statements as a liability rather than as a financial source.

Deferred outflows of resources represent a consumption of resources that applies to a future period(s) and will not be recognized as an outflow of resources (expense) until then. Conversely, deferred inflows of resources represent an acquisition of resource that applies to a future period(s) and will not be recognized as an inflow of resources (revenue) until that time.

**Statement of Activities**

The statement of activities presents a comparison between direct expenses and program revenues. Direct expenses are those that are specifically associated with a program or function and are clearly identifiable to a particular function. Program revenues include charges paid by the recipients of goods or services offered by the programs and grants and contributions for operational or capital requirements of a particular program. In the statement of activities, the cost of capital assets is allocated over their estimated useful life as depreciation expense. Additionally, the statement of activities for the District presents its governmental activities in public protection as its sole purpose.

**Governmental Fund Financial Statements**

The fund financial statements provide information about the District's funds. The General Fund, considered a major governmental fund, is the general operating fund of the District. It accounts for the legally authorized activities of the District and is the only fund of the District. The District is a special purpose government engaged in a single governmental program and is presented, accordingly, in the basic financial statements.

The District follows the measurement focus and modified accrual basis of accounting. Measurement focus determines the accounting and financial reporting treatment applied to a fund. All governmental fund types are accounted for using a current financial resources measurement focus. With this measurement focus, only current assets and current liabilities generally are included on the governmental fund balance sheet.

Operating statements of governmental fund types present increases (i.e., revenues and other financing sources) and decreases (i.e., expenditures and other financing uses) in net current resources.

All governmental fund types are accounted for using the modified accrual basis of accounting. Revenues are recognized when susceptible to accrual (i.e., when they become both measurable and available). "Measurable" is defined as an amount that can be determined. "Available" is defined as collectible in the current period or 6 months following the end of the fiscal year.

Revenues that are considered susceptible to accrual include federal and state grants, permits, licenses, charges for current services, rent, and interest. Unbilled receivable items are included in accounts receivable. Revenues that are not considered susceptible to accrual include certain fines, forfeitures, and penalties. Expenditures are generally recorded under the modified accrual basis of accounting when the fund liability is incurred, except payments on compensated absences, which are recognized when matured.

**(c) Investment Pool**

The District's cash and investments are deposited in the County Treasurer's investment pool. The County Treasurer's investment pool includes an external investment pool in accordance with GASB Statement No. 31, *Accounting and Financial Reporting for Certain Investments and for External Investment Pools*, and GASB Statement No. 72, *Fair Value Measurement and Application*. The external investment pool commingles the moneys of more than one legally separate entity, not part of the sponsor's reporting entity, and invests on the participants' behalf in an investment portfolio. The external investment pool is subject to regulatory oversight by the Treasury Oversight Committee, as required by California Government Code Section 27134. The external investment pool is not rated and is not registered with the Securities and Exchange Commission (SEC).

The external investment pool includes both voluntary and involuntary participants for whom the County Treasurer holds cash and investments. Legal provisions require certain special districts to participate in the County Treasurer's investment pool, including public school districts, cemetery districts, recreation, park districts, and the District. Voluntary participants include the consolidated courts.

**(d) Cash and Investments**

The District's cash and investments include cash held by the County Treasurer in an external investment pool. Investments are reported at fair value. Fair value is the price that would be received to sell an asset or paid to transfer a liability in an orderly transaction between market participants at the measurement date. The fair value of investments is determined using the fair value hierarchy established by GASB 72. The fair value of participants' aggregate position in the pool is the same as the aggregate value of the pool shares. The participants share a ratable portion of the pool's activity and its value based on average daily balances.

**(e) Capital Assets**

The accounting and reporting treatment applied to capital assets associated with a fund is determined by its measurement focus. Acquisitions of equipment are recorded as expenditures in the governmental fund types at the time of purchase.

Capital assets are recorded at historical cost or at estimated historical cost if actual historical cost is not available. They are capitalized and depreciated on the government wide statements; however, in the fund financial statements, the depreciation is not charged to expenditures. Depreciation is provided over the assets' estimated useful lives using the straight-line method.

The capitalization level and estimated useful lives are as follows:

Category	Capitalization Level	Useful Life
Equipment	\$ 5,000	2-30
Structures and Improvements	25,000	30-75*
Land Improvements	5,000	5-75
Software	5,000 purchases software, 50,000 internally generated software	3-10
Vehicles	5,000	2-25

\*Except for certain capital asset equipment which may have a shorter useful life.

The costs of normal maintenance and repairs are not capitalized. Betterments or major improvements that add to the value of the assets or materially extend the useful lives of the assets are capitalized and depreciated over the remaining useful lives of the related capital assets, if applicable. The cost and related accumulated depreciation from a retired or sold capital asset is removed from the respective accounts and any loss or gain is included in the results of operations. Donated capital assets are reported at their acquisition value.

#### **(f) Deferred Outflow/Inflows of Resources**

Deferred outflows of resources represent a consumption of resources that applies to a future period(s) and will not be recognized as an outflow of resources (expense) until then. Conversely, deferred inflows of resources represent an acquisition of resources that applies to a future period(s) and will not be recognized as an inflow of resources (revenue) until that time.

Contributions made to the pension plan after the measurement date but before the fiscal year end are recorded as a deferred outflow of resources and will reduce the net pension liability in the next fiscal year.

Additional factors involved in the calculation of the District's pension expense and net pension liability include the differences between expected and actual experience, changes in assumptions, differences between projected and actual investment earnings, changes in proportion, and differences between the District's contributions and proportionate share of contributions. These factors are recorded as deferred outflows and inflows of resources and amortized over various periods

Deferred inflows related to leases where the District is the lessor is reported in the proprietary fund and statement of net position. The deferred inflows of resources related to leases are recognized as an inflow of resources (revenue) on the straight-line basis over the term of the lease.

**(g) Pensions**

For purposes of measuring the net pension liability (asset), deferred outflows/inflows of resources related to pensions, and pension expense, information about the fiduciary net position of the District's pension plan with Ventura County Employees Retirement Association (VCERA) and additions to/deductions from the Plan's fiduciary net position have been determined on the same basis as they are reported to VCERA. For this purpose, benefit payments (including refunds of employee contributions) are recognized when due and payable in accordance with the benefit terms. Investments are reported at fair value.

**(h) Compensated Absences (Accrued Vacation, Sick Leave, and Compensatory Time)**

District policy permits employees to accumulate earned but unused vacation, sick pay, and compensatory time. A liability for all vacation pay and compensated absences and 25 percent of unused accumulated sick leave for those employees with at least ten years of service is accrued when earned in the government wide financial statements. In accordance with GASB Interpretation No. 16, a liability for these amounts is reported in the governmental funds financial statements only if they have matured as a result of employee resignations and retirements prior to year-end and are paid by the District from current available resources.

**(i) Unearned Revenues**

Unearned Revenues are advanced funds from the Carl Moyer Program, DMV AB923 Program, Kraft Heinz Foods Company, Reliant Energy Mandalay, Clean Air Fund, FARMER program, and the CAP incentives program. The Reliant Energy Mandalay, LLC-mitigation fees and DMV AB923 grants are used as matching funds for state funded programs. The Carl Moyer, DMV AB923, FARMER, CAP incentives and Kraft Heinz Foods Company funds are awarded by the California Air Resource Board as pass-through grants. The advanced funds from the aforementioned programs are recognized as revenues when the eligible expenditures are incurred.

**(j) Use of Estimates**

The preparation of the District's basic financial statements in conformity with accounting principles generally accepted in the United States of America requires management to make estimates and assumptions that affect the reported amounts and disclosures of the basic financial statements. Actual results could differ from those estimates.

**(k) Leases**

The District is a lessor for a non-cancelable lease of its building. The District recognizes a lease receivable and deferred inflow of resources in the government-wide and governmental fund financial statements.

At the commencement of the lease, the District initially measures the lease receivable at the present value of payments expected to be received during the lease term. Subsequently, the lease receivable is reduced by the principal portion of lease payments received. The deferred inflow of resources is initially measured as the initial amount of the lease receivable, adjusted for lease payments received at or before the lease commencement date. Subsequently, the deferred inflow of resources is recognized as revenue over the life of the lease term.

Key estimates and judgments include how the District determines the discount rate it uses to discount the expected lease receipts to present value, lease term, and lease receipts. The District's lessor rates were computed using the Applicable Federal Rate (AFR) as published by the IRS for June of the respective year rate plus a margin of 2.0%. The District's lessor rates will be updated each fiscal year, based on the then current AFR as published by IRS.

District's lessor rates:

Term	FY 2022	FY 2023
1-3 Years	2.13%	4.21%
3-9 Years	3.02%	4.93%
9+ Years	4.08%	5.11%

### **Note 3 - Fund Balance**

The District's fund balance may be categorized as follows:

**Nonspendable:** amounts are not in a spendable form or are required to be maintained intact (e.g.: inventories, prepaid, or principal of an endowment).

**Restricted:** amounts subject to specific purposes as stipulated by externally enforceable legal restrictions, constitution or through enabling legislation.

**Committed:** amounts that can be used only for specific purposes determined by the approval or resolution of the Air Pollution Control Board for the District and can only be changed or lifted by the same Board, taking same approval or resolution, that originally imposed the constraint.

**Assigned:** amounts that reflect a government's intended use of resources. The intent is established at either the highest level of decision making (the Air Pollution Control Board) or by a body (e.g., Standing Committee) or an official (Air Pollution Control Officer) designated for that purpose. The government cannot assign resources that it does not have; thus, the amount reported as assigned fund balance could never exceed total fund balance less its nonspendable, restricted, and committed components. The Air Pollution Control Board following the recommendations of the Air Pollution Control Officer approves the assigned resources and delegates the Air Pollution Control Officer to use the assigned funds for their intended purpose.

**Unassigned:** the residual classification for the general fund and includes all amounts not contained in the other classifications.

As of June 30, 2022, fund balance is composed of the following (in thousands):

		<u>General Fund</u>
Assigned		
Appropriated Fund Balance for next year's budget	\$ 777 (a)	
Litigation	300	
Capital Asset Acquisition	<u>200</u>	\$ 1,277
Unassigned		<u>7,486</u>
Total Fund Balance		<u>\$ 8,763</u>

(a) FY 2022-23 Budget Deficit

If at fiscal year end, the available financing exceeds the financing requirements for the District's fund, the surplus financing shall be applied as a provision for increase in the Unassigned Fund Balance. If the financing requirements for the fund exceed available financing, the unassigned fund balance will be used before the assigned fund balance. When restricted and unrestricted resources are available, restricted resources are generally considered to be used first followed by committed, assigned, and unassigned as they are needed.

#### **Note 4 - Cash and Investments**

The District participates in the County Treasurer's cash and investment pool. The District's total cash and investments at June 30, 2022, was \$18,462 thousand.

The District's investments were reported at fair market value of June 30, 2022. Calculations of the fair value at fiscal year-end are based on market values provided by the County Treasurer. The net change in fair value from June 30, 2021 to June 30, 2022, was a decrease of approximately \$293 thousand.

#### **Investment Policy Statement**

The County pool invests the District's funds in accordance with State statutes and the County's investment policy. The District has adopted the Investment Policy Statement (IPS) of the County, which complies with the requirements of California Government Code, and serves as the basis for the type of investments, maturity limit, credit rating, and diversification of securities comprising the Investment Pool. The objectives of the IPS are safety of principal, maintenance of liquidity, and earning a competitive rate of return.

Investments permitted by the IPS include obligations of the U.S. Treasury, agencies and instrumentalities, or commercial paper rated A-1 or better by Standard and Poor's Corporation (S&P) or P-1 by Moody's Commercial Paper Record, bankers' acceptances, repurchase and reverse repurchase agreements, corporate notes, negotiable certificates of deposits, obligations of the State of California, and obligations of any local agency within.

**Interest Rate Risk**

Interest rate risk is the risk that changes in market interest rates will adversely affect the fair value of an investment. Generally, the fair values of investments with longer maturities have a greater sensitivity to changes in market interest rates. As of June 30, 2022, the weighted average maturity of the investments contained in the Treasury investment pool is approximately 278 days.

**Credit Risk**

Generally, credit risk is the risk that an issuer of an investment will not fulfill its obligation to the holder of the investment. This is measured by the assignment of a rating by a nationally recognized statistical rating organization. The Treasury investment pool does not have a rating provided by a nationally recognized statistical rating organization.

**Custodial Credit Risk**

This is the risk that in the event a financial institution or counterparty fails, the District would not be able to recover the value of its deposits and investments. As of June 30, 2022, the District has cash deposits with the County of Ventura Investment Pool in excess of the federal depository insurance limits of \$250,000. The remaining cash deposits with the Treasury investment pool were collateralized by the pledging institutions as required by California Government Code Section 53652.

**Fair Value Measurement**

The District categorizes the fair value measurements of its investments based on the hierarchy established by generally accepted accounting principles. The fair value hierarchy, which has three levels, is based on the valuation inputs used to measure an asset's fair value:

Level 1: Investments reflect prices quoted in active markets for identical assets;

Level 2: Investments reflect prices that are based on a similar observable asset either directly or indirectly, which may include inputs in markets that are not considered to be active; and,

Level 3: Investments reflect prices based upon unobservable sources.

The District's additions and withdrawals from the County pool are made on the basis of \$1. Accordingly, the District's fair value for the investment in the County pool is based on uncategorized inputs, not defined as Level 1, 2, or 3.

**Note 5 - Accounts Receivables**

The District accrues billed but uncollected revenues at fiscal year-end. Included are revenues from permits, rule 47, renewals, Variances, Title V, Land EIR, and agricultural engine registrations. A portion of these revenues estimated at \$18,080 may not be collectible and accounts receivable is reported at net.



**Note 6 - Leases**

The District leases a portion of its office building to a tenant under a non-cancellable lease. An initial lease receivable was recorded in the amount of \$1,896,804. The remaining receivable for these leases was \$1,631,699 for the year ended June 30, 2022 and deferred inflows related to this lease was \$1,625,832 as of June 30, 2022. Interest revenue recognized on these leases was \$8,782 for the year ended June 30, 2022. Principal receipts of \$273,916 were recognized during the fiscal year. The interest rate on the lease is 4.93%. Final receipt on the lease is expected in fiscal year 2027-2028.

**Note 7 - Capital Assets**

Changes in the capital assets by asset type during the year ended June 30, 2022, are as follows (in thousands):

	Balance July 1, 2021	Additions	Deletions	Balance June 30, 2022
Governmental Activities				
Capital assets, nondepreciable				
Land	\$ 1,551	\$ -	\$ -	\$ 1,551
Total capital assets, nondepreciable	<u>1,551</u>	<u>-</u>	<u>-</u>	<u>1,551</u>
Capital assets, depreciable				
Building	9,142	357	-	9,499
Equipment	937	134	16	1,055
Vehicle	119	91	9	201
Software	1,154	78	-	1,232
Total capital assets, depreciable	<u>11,352</u>	<u>660</u>	<u>25</u>	<u>11,987</u>
Less accumulated depreciation for				
Building	555	256	-	811
Equipment	554	92	16	630
Vehicle	28	6	9	25
Software	278	103	-	381
Total accumulated depreciation	<u>1,415</u>	<u>457</u>	<u>25</u>	<u>1,847</u>
Total capital assets, depreciable, net	<u>9,937</u>	<u>203</u>	<u>-</u>	<u>10,140</u>
Governmental activities capital assets, net	<u>\$ 11,488</u>	<u>\$ 203</u>	<u>\$ -</u>	<u>\$ 11,691</u>

Depreciation expense of \$457 is charged to the public protection function in the Statement of Activities.

**Note 8 - Long-Term Liabilities**

Long-term liabilities are not due and payable in the current period and, therefore, are not reported in the governmental fund financial statement but only in the government-wide financial statements.

Long-term liabilities of the District consist of compensated absences and net pension liability (see Note 11 of the Notes to the Basic Financial Statements).

The following schedule represents changes in the long-term liabilities related to compensated absences during the year ended June 30, 2022 (in thousands):

	Balance July 1, 2021	Additions	Deletions	Balance June 30, 2022	Due within one year
Employee compensated absences	\$ 650	\$ 334	\$ 410	\$ 573	\$ 353

Liabilities for vacation and vested sick leave benefits are recorded when benefits are earned. The general fund is used to pay off compensated absences as they become due and payable.

**Note 9 - Risk Management**

The District is exposed to various risks of loss related to torts; theft of, damage to, and destruction of assets; errors and omissions; injuries to employees; and natural disasters. The District participates in the County's Risk Management pool and pays an annual premium to the County for such coverage. For the year ended June 30, 2022, the District paid premiums of \$26,574 to the County. There were no claims or losses for the past three years that have exceeded the coverage amounts.

The Risk Management Department within the General Insurance ISF administers the commercial and self-insurance aspects of the County's casualty risk programs. General liability is self-insured to \$1,000,000 per occurrence, and thereafter covered by excess commercial liability insurance up to \$42 million per occurrence.

**Note 10 - Commitments and Contingencies**

District management is not aware of any outstanding claims or litigation. However, \$300,000 of the District's fund balance is assigned and approved by the District Board for unforeseen litigation (see Note 3 of the Notes to the Basic Financial Statements).

The District participates in a number of state and federal assisted programs. Although the District's grant programs have been audited through June 30, 2022, in accordance with the requirements of the Federal Single Audit Act of 1996 and the related Title 2, Part 200, Subpart F of the Code of Federal Regulations, these programs may be subject to financial and compliance audits by the reimbursing agencies. The amounts, if any, of expenditures which may be disallowed by the granting agencies cannot be determined at this time, although the District expects such amounts, if any, to be immaterial.

The District has entered into various board approved contracts, which have outstanding balances totaling \$6,651,543 as of June 30, 2022. The majority of these contracts involve the pass-through grants projects for the Carl Moyer, DMV AB923, FARMER, and AB617 Incentive programs for \$6,528,512.

### Note 11 - Pension

A summary of the pension amounts for the District's plan at June 30, 2022 is as follows (in thousands):

	VCERA
Deferred outflows related to pensions	\$ 1,195
Net pension liability (asset)	(1,000)
Deferred inflows related to pensions	2,960
Pension expense	(389)

### VCERA PLAN

**Plan Description:** The District participates in a cost sharing defined benefit plan (Plan) which is administered by the Ventura County Employees Retirement Association (VCERA). The plan was established pursuant to Government Code Sections 31450 through 31899 and administered by the VCERA. VCERA operates a cost sharing, multiple employer system with substantially all member employers included in the County's primary government reporting entity. Covered employees include those from Courts, Air Pollution Control District, and other smaller special districts. Membership in the VCERA is mandatory for permanent employees who work a regular schedule of 64 hours or more per biweekly pay period.

VCERA is governed by the Board of Retirement. The Plan's benefit provisions and contribution requirements are established by state law and resolutions and ordinances adopted by the Board of Retirement and Board of Supervisors. VCERA issues a stand-alone financial report. A copy of this report can be obtained by contacting the Retirement Association at 1190 South Victoria Avenue, Suite 200, Ventura, California, 93003.

Plan members are classified as either General or Safety. The District has only General members. Members are classified in tiers as follows:

Closed to New Enrollment:

*General Tier 1* All general members with membership dates before June 30, 1979, plus Deputy Sheriff trainees and certain executive management with membership dates before January 1, 2013.

*General Tier 2* All general members with membership dates on or after June 30, 1979 and before January 1, 2013, except as noted above for General Tier 1.

Open to New Enrollment:

*PEPRA General Tier 1* Deputy Sheriff trainees and certain executive management with membership dates on or after January 1, 2013.

*PEPRA General Tier 2* All general members with membership dates on or after January 1, 2013, except as noted above for PEPRA General Tier 1.

**Retirement Benefits:** VCERA provides retirement, disability, death, and survivor benefits to its members and qualified beneficiaries. A General member with 10 or more years of District service is entitled to an annual retirement allowance beginning at age 50. General members with 30 or more years of service may begin receiving a retirement allowance regardless of age. PEPRA members are eligible to retire with 5 or more years of service beginning at age 52 for general members. The basic retirement allowance is based upon the member's age, years of retirement service credit, and final average compensation. The tiers and benefit formulas are as follows:

Tier:	Benefit Formula
General Tier 1	2% @ 58.5
General Tier 2	2% @ 61
PEPRA General	2.5% @ 67

Employees terminating before accruing 5 years of retirement service credit (5-year vesting) forfeit the right to receive retirement benefits unless they establish reciprocity with another public agency within the prescribed time period. Non-vested employees who terminate service are entitled to withdraw their accumulated contributions plus accrued interest. Employees who terminate service after earning 5 years of retirement service credit may leave their contributions on deposit and elect to take a deferred retirement. In addition, certain death, disability, and supplemental benefits are provided to eligible employees. Cost of living adjustments of up to three percent per annum are made for all Tier 1 employees. Certain General Tier 2 members also receive a fixed two percent cost of living adjustment on eligible SEIU service.

**Contributions:** The District contributes to VCERA based upon actuarially determined contribution rates adopted by the Board of Retirement. Members are required to make contributions to VCERA regardless of the retirement plan or tier in which they are included. Employer contribution rates are adopted annually based upon recommendations received from VCERA's actuary after the completion of the annual actuarial valuation. Employer contributions to VCERA from the District were \$790,000 for the year ended June 30, 2022. Contribution rates, based on pensionable payroll, are as follows:

	<u>Employer Contribution Rates</u>	<u>Employee Contribution Rates</u>
General Tier 1	23.57%	10.53%
General Tier 2	14.31%	7.30%
General PEPRA Tier 2	14.49%	7.48%
General Tier 2C*	20.43%	9.93%
General PEPRA Tier 2C*	20.70%	10.11%

\*2C (with COLA)

**Pension Liabilities, Pension Expenses, and Deferred Outflow of Resources and Deferred Inflows of Resources Related to Pension:** At June 30, 2022, the District reported a liability (asset) of \$(1,000,000) for its proportionate share of the Net Pension Liability (NPL). The NPL (asset) was measured as of June 30, 2021. The Plan's fiduciary net position was valued as of the measurement date while the Total Pension Liability (TPL) was determined based upon rolling forward the TPL from the actuarial valuation as of June 30, 2020 rolled forward to June 30, 2021. The District's proportion of the NPL was based on the ratio of the District's compensation by tier to the total compensation for the tier. This ratio was then applied to the NPL for the tier. The District's NPL is the sum of the NPL for each tier. At June 30, 2021, the District's proportion was 0.20 percent, which was a decrease of .22 percent from its proportion measured as of June 30, 2020.

For the year ended June 30, 2022, the District recognized a credit to pension expense of \$(389,285). At June 30, 2022, the District reported deferred outflows of resources and deferred inflows of resources related to pensions from the following sources (in thousands):

	Deferred Outflows of Resources	Deferred Inflows of Resources
Differences between expected and actual experience	\$ 57	\$ 10
Net difference between projected and actual earnings on Pension plan investments	-	2,025
Changes in proportion and differences between District Contributions and proportionate share of contributions	84	925
Changes of assumptions or other inputs	264	-
District contributions subsequent to the measurement date	790	-
	<u>1,195</u>	<u>2,960</u>
Total	<u>\$ 1,195</u>	<u>\$ 2,960</u>

\$790,000 reported as deferred outflows of resources related to pensions resulting from District contributions subsequent to the measurement date will be recognized as a reduction of the NPL in the year ended June 30, 2023.

Other amounts reported as deferred outflows of resources and deferred inflows of resources related to pensions will be recognized in pension expense as follows (in thousands):

Year Ending June 30,	Amount
2023	\$ (576)
2024	(584)
2025	(647)
2026	(714)
2027	(34)
	<u>(2,555)</u>
Total	<u>\$ (2,555)</u>

**Actuarial Assumptions:** The TPL was determined by an actuarial valuation as of June 30, 2020, which was rolled forward to June 30, 2021, using the following actuarial assumptions, applied to all periods included in the measurement:

	<u>Assumptions</u>
(1) Rate of return on investment	7.00%
(2) Projected salary increases	3.75% - 12.00%
Amount attributable to inflation	2.50%
Amount attributable to merit and longevity	0.75% - 9.00%
Amount attributable to real "across the board"	0.50%
(3) Annual cost of living increases after retirement (Tier I and Safety members - contingent upon CPI increases, 2.75% maximum. Tier 2 SEIU members - fixed 2% not subject to CPI increases, for service after March 2003.)	0.00%-3.00%
(4) Mortality	Pub-2010 General Healthy Retiree Amount-Weighted Above-Median Mortality Table

The actuarial assumptions used in the June 30, 2020 valuation, were updated as of the measurement date and rolled forward to June 30, 2021, based on the results of the July 1, 2017 through June 30, 2020 Actuarial Experience Study dated June 3, 2021.

The long-term expected rate of return on pension plan investments was determined using a building-block method in which expected future real rates of return (expected returns, net of inflation) are developed for each major asset class. These returns are combined to produce the long-term expected rate of return by weighting the expected future real rates of return by the target asset allocation percentage, adding expected inflation and subtracting expected investment expenses and a risk margin. The target allocation and projected arithmetic real rates of return for each major asset class, after deducting inflation but before investment expenses, used in the derivation of the long-term expected investment rate of return assumption are summarized in the following table:

<u>Asset Class</u>	<u>Target Allocation</u>	<u>Long-Term Expected Real Rate of Return</u>
Large Cap U.S. Equity	27.69%	5.39%
Small Cap U.S. Equity	3.96%	6.58%
Developed International Equity	16.04%	6.39%
Emerging Market Equity	4.31%	8.60%
Core Bonds	5.00%	0.83%
Treasuries	2.00%	0.00%
Real Estate	8.00%	5.01%
Private Equity	16.00%	10.00%
Private Debt/Credit Strategies	6.00%	5.02%
Infrastructure	4.00%	5.89%
Natural Resources	2.00%	11.24%
Absolute Return Fixed Income	5.00%	2.17%
Total	<u>100.00%</u>	

**Discount Rate:** The discount rate used to measure the TPL was 7.00 percent. The projection of cash flows used to determine the discount rate assumed plan member contributions will be made at the current contribution rate and that employer contributions will be made at rates equal to the actuarially determined contribution rates. Based on those assumptions, VCERA's fiduciary net position was projected to be available to make all projected future benefit payments for current plan members. Therefore, the long-term expected rate of return on pension plan investments was applied to all periods of projected benefit payments to determine the TPL.

**Change in Assumptions:** The discount rate used to measure the TPL decreased from 7.25 percent as of June 30, 2020 to 7.00 percent as of June 30, 2021 (measurement period).

**Sensitivity of the District's Proportionate Share of the Net Pension Liability to changes in the discount rate:**

The following table presents the District's proportionate share of the NPL calculated using the discount rate of 7.00 percent, as well as what the District's proportionate share of the NPL would be if it were calculated using a discount rate that is 1-percentage-point lower (6.00 percent) or 1-percentage-point higher (8.00 percent) than the current rate (in thousands):

	1% Decrease 6.00%	Current Discount Rate 7.00%	1% Increase 8.00%
District's proportionate share of the net pension liability / (asset)	\$ 886	\$ (1,000)	\$ (2,555)

**Pension Plan Fiduciary Net Position:** Detailed information about the pension plan's fiduciary net position is available in the separately issued VCERA financial report.

**Note 12 - Related Party Transactions**

The District contracts with the County to provide accounting, banking and investment, human resources, risk management, motor pool, building lease, information technology, legal services, purchasing, mailing, printing, copier program, health services, clerking services, warehouse, and other administrative services.

The District incurred expenses totaling \$435,910 for County of Ventura services provided during the fiscal year ended June 30, 2022. As of June 30, 2022, the amount payable to the County of Ventura is \$10,630.

**Note 13 - Unearned revenue**

The District's unearned revenue balance as of June 30, 2022 is as follows:

	Balance July 01, 2021	Additions	Deletions	Balance June 30, 2022
Clean Air	\$ 16,157	\$ 25,143	\$ -	\$ 41,300
Carl Moyer Grant	935,890	3,664,140	1,827,078	2,772,952
DMV 923	2,807,557	1,563,033	699,071	3,671,519
Reliant Mitigation Fund	45,829	166	166	45,829
School Bus Retrofit	3,877	14	-	3,891
Simi Valley Landfill Mitigation Fund	10,080	36	-	10,116
FARMER Program	108,191	2,174,118	273,068	2,009,241
Community Air Protection - Incentives	2,425,887	6,933	913,251	1,519,569
Interest - Pass through grants	51,384	1,017	-	52,401
Miscellaneous Grants	1,122,271	16,788	467,161	671,898
	<u>\$ 7,527,123</u>	<u>\$ 7,451,388</u>	<u>\$ 4,179,795</u>	<u>\$ 10,798,716</u>

**Note 14 - Adoption of New Standard**

As of July 1, 2021, the District adopted GASB Statement No. 87, *Leases*. The implementation of this standard establishes a single model for lease accounting based on the foundational principle that leases are financings of the right to use an underlying asset. The Statement requires recognition of certain lease assets and liabilities for leases that previously were classified as operating leases and recognized as inflows of resources or outflows of resources based on the payment provisions of the contract. Beginning net position was restated to retroactively adopt the provisions of GASB Statement No. 87 as follows:

	Governmental Activities	General Fund
Net position at June 30, 2021, as previously reported	\$ 17,245	\$ 8,253
Recognition of lease receivables	1,897	1,897
Recognition of deferred inflows of resources from leases	<u>(1,897)</u>	<u>(1,897)</u>
Net position at July 1, 2021, as restated	<u>\$ 17,245</u>	<u>\$ 8,253</u>





Required Supplementary Information  
June 30, 2022

**Ventura County Air Pollution Control  
District**

Ventura County Air Pollution Control District  
General Fund Schedule of Revenues, Expenditures, and Changes in Fund Balance - Budget and Actual  
Year Ended June 30, 2022  
(In thousands)  
(Unaudited)

	Budgeted amounts		Actual amounts	Variance with final budget – positive (negative)
	Original	Final		
<b>Revenues</b>				
Aid from other governments units	\$ 12,740	\$ 18,552	\$ 8,683	\$ (9,869)
Licenses and permits	2,604	2,604	2,873	269
Fines and forfeitures	102	102	358	256
Use of money and property	350	350	162	(188)
Charges for current services	6	6	4	(2)
Other revenue	-	-	21	21
Total revenues	15,802	21,614	12,101	(9,513)
<b>Expenditures</b>				
Current – public protection:				
Salaries and benefits	7,151	7,151	6,228	923
Services and supplies	8,612	19,314	4,703	14,611
Contingencies	300	300	-	300
Total public protection	16,063	26,765	10,931	15,834
<b>Capital outlay</b>				
Building Renovation	285	574	357	217
Equipment	347	466	212	254
Vehicles	116	118	91	27
Total capital outlay	748	1,158	660	498
Total expenditures	16,811	27,923	11,591	16,332
Net Change in Fund Balance	(1,009)	(6,309)	510	6,819
Fund balance, beginning of year	8,253	8,253	8,253	-
Fund balance, end of year	\$ 7,244	\$ 1,944	\$ 8,763	\$ 6,819

**Budgetary Information**

The Air Pollution Control Board (District Board) is legally required to adopt a final annual budget as set forth in Section 40130 et. seq. of the Health & Safety Code. The District adheres to the provisions of the applicable sections of the California Government Code concerning budgetary matters, commonly known as the County Budget Act. Annually, the District Board conducts two public hearings to hear public comments of the proposed budget prior to adoption. At the conclusion of the hearing, and no later than August 30, the District Board adopts the final budget, including revisions by resolution.

The Air Pollution Control Officer is authorized to transfer appropriations between object levels within the Air Pollution Control District's budget unit, as provided in Government Code Section 29125. The adopted budget is revised by the District Board during the fiscal year to give consideration to unanticipated or anticipated revenues and expenditures, but in excess of estimates thereof. The final revised budget is presented in the accompanying schedule of revenues, expenditures, and changes in fund balance.

**Legal Level of Budgetary Control**

The legal level for budgetary control (the level at which expenditures may not legally exceed appropriations) is at the department/budget unit and object level except for capital assets, which are controlled at the sub-object level. Object level expenditures are as follows: Salaries and benefits, services and supplies, other charges, fixed assets, other financing uses, and contingencies. Sub-object levels of expenditures for capital assets are building renovation, equipment and computer. Expenditures are classified as public protection and capital outlay.

**Encumbrances**

All unencumbered and unexpended appropriations lapse at the end of each fiscal year and become available for the financing of next year's budget. Encumbered appropriations are re-appropriated in the next year's budget. Purchases and other significant commitments are recorded in governmental fund types as encumbrances when purchase orders or contracts are issued. When the related goods or services are received, the encumbrance is reversed and an expenditure and liability for payment to the vendor are recorded.

Ventura County Air Pollution Control District  
Schedule of the District's Proportionate Share of the Net Pension Liability – Last Ten Fiscal Years  
Year Ended June 30, 2022  
(In thousands)

	2015*	2016	2017	2018	2019	2020	2021	2022
District's proportion of the net pension liability	\$ 2,339	\$ 3,457	\$ 4,435	\$ 2,818	\$ 3,104	\$ 3,018	\$ 3,443	\$ (1,000)
District's proportionate share of the net pension liability	0.42%	0.40%	0.42%	0.40%	0.43%	0.44%	0.42%	0.20%
District's covered payroll	\$ 4,421	\$ 4,439	\$ 4,526	\$ 4,575	\$ 4,481	\$ 4,470	\$ 4,257	\$ 2,729
District's proportionate share of the net pension liability as a percentage of its covered payroll	52.91%	77.88%	97.99%	61.60%	69.27%	67.52%	80.88%	-36.64%
Plan's fiduciary net position as a percentage of the total pension liability	88.54%	83.63%	80.47%	87.44%	88.15%	89.31%	87.76%	107.03%
Measurement Date	6/30/2014	6/30/2015	6/30/2016	6/30/2017	6/30/2018	6/30/2019	6/30/2020	6/30/2021

\* Information from fiscal years ended prior to 2015 is not presented as required by GASB Statement 68 as this was the first year of implementation. Additional years will be presented as they become available. The amounts presented for each fiscal year were determined as of June 30.

Ventura County Air Pollution Control District  
Schedule of the District's Pension Contributions – Last Ten Fiscal Years  
Year Ended June 30, 2022  
(In thousands)

	<u>2015*</u>	<u>2016</u>	<u>2017</u>	<u>2018</u>	<u>2019</u>	<u>2020</u>	<u>2021</u>	<u>2022</u>
Actuarially determined contribution	\$ 809	\$ 843	\$ 887	\$ 879	\$ 831	\$ 861	\$ 810	\$ 790
Contributions in relation to the actuarially determined contribution	<u>809</u>	<u>843</u>	<u>887</u>	<u>879</u>	<u>831</u>	<u>861</u>	<u>810</u>	<u>790</u>
Contribution deficiency (excess)	<u>\$ -</u>	<u>\$ -</u>	<u>\$ -</u>	<u>\$ -</u>	<u>\$ -</u>	<u>\$ -</u>	<u>\$ -</u>	<u>\$ -</u>
Covered payroll	\$ 4,438	\$ 4,526	\$ 4,575	\$ 4,481	\$ 4,470	\$ 4,257	\$ 2,729	\$ 4,424
Contributions as a percentage of covered payroll	18.23%	18.63%	19.39%	19.62%	18.59%	20.23%	29.68%	17.86%

\* Information from fiscal years ended prior to 2015 is not presented as required by GASB Statement 68 as this was the first year of implementation. Additional years will be presented as they become available.



Other Information  
June 30, 2022

Ventura County Air Pollution Control  
District

Ventura County Air Pollution Control District  
California Air Resource Board – State Subvention Funds Revenue Detail  
June 30, 2022

	Budgeted Revenue	Year-End Financial Report	Total Actual Revenue
<b>Local Sources</b>			
Fees & Permits			
Operating Permits	\$ 144	\$ 211	\$ 211
Variance/Hearing Board	4	4	4
Engineering (Permit Renewals/A to C)	2,116	2,235	2,235
Agricultural Engine Registration	40	38	38
Portable Engine Registration Program	50	56	56
AB 2766/DMV Surcharge	3,100	3,101	3,101
AB 2588/Hot Spots	13	20	20
Source Tests	172	168	168
Asbestos	45	115	115
Title V Certification	20	26	26
Fines	102	358	358
Interest	50	(231) [1]	(231)
Rental Income	300	393	393
Other			
Misc. Revenue	-	21	21
Charges for Services	6	4	4
Subtotal	6,162	6,519	6,519
<b>State Sources</b>			
Subvention	200	194	194
<b>Other Sources non-matching</b>			
Federal Grants	1,124	1,154	1,154
Carl Moyer Grant Program	2,062	1,799	1,799
FARMER Program	247	223	223
CM State Reserve	167	1	1
Reliant	-	-	-
Prescribed Burn	-	-	-
Clean Air Fund	-	-	-
AB617 Community Air Protection	2,510	1,007	1,007
AB197 Emission Inventory	13	13	13
Oil and Gas	20	15	15
Voluntary Speed Reduction	990	459	459
Woodsmoke Reduction	98	2	2
AB923	2,104	699	699
Refrigerant	10	10	10
Prescribed Burn	20	6	6
Other Grants	75	-	-
Subtotal	9,440	5,388	5,388
Total Revenue	\$ 15,802	\$ 12,101	\$ 12,101

[1] Adjusted to properly state cash and investments as its fair market value at 6/30/2022.



Statistical Section  
June 30, 2022

Ventura County Air Pollution Control  
District



This part of the District's annual comprehensive financial report presents detailed information as a context for understanding what the information in the financial statements, note disclosures, and required supplementary information says about the District's overall financial health.

<b>Contents</b>	<b>Page</b>
<b>Financial Trends</b> These schedules contain trend information to help the reader understand how the District's financial performance and well-being have changed over time.	53
<b>Revenue Capacity</b> These schedules contain information to help the reader assess the District's revenue sources.	57
<b>Economic and Demographic Information</b> These schedules offer demographic and economic indicators to assist the reader in understanding the environment within which the District's financial activities take place.	61
<b>Operating Information</b> These schedules contain information about the county's operations and resources to help the reader understand how the District's financial information relates to the services the District provides and the activities it performs.	64

Sources:

Unless otherwise noted, the information in these schedules is derived from the comprehensive financial reports for the relevant year. Some schedules contained here has fiscal year 2021-22 information only, as relevant.

Ventura County Air Pollution Control District  
Net Position by Component – Last Ten Fiscal Years  
(In thousands)  
(Unaudited)

---

Year Ended	Governmental Activities			
	Net Investment in Capital Assets	Restricted	Unrestricted	Total
2013	\$ 534	\$ -	\$ 10,830	\$ 11,364
2014	584	-	11,813	12,397
2015	546	-	9,261	9,807
2016	5,951	-	5,859	11,810
2017	5,765	-	6,907	12,672
2018	5,781	-	7,926	13,707
2019	6,231	-	9,139	15,370
2020	9,429	-	7,142	16,571
2021	11,488	-	5,757	17,245
2022	11,691	-	7,425	19,116

Ventura County Air Pollution Control District  
Changes in Net Position – Last Ten Fiscal Years  
(In thousands)  
(Unaudited)

Year Ended	Governmental Activities								Change in Net Assets/ Net Position
	Expenses: Public Protection	Program revenues			Net(Expense)/ Revenue	General Revenues:			
		Charges for Services	Operating Grants and Contributions	Total Program Revenues		Investment Earnings	Rental Income		
2013	\$ 10,151	\$ 3,259	\$ 7,756	\$ 11,015	\$ 864	\$ 6	\$ -	\$ 870	
2014	10,294	3,261	8,034	11,295	1,001	32	-	1,033	
2015	8,995	3,860	6,657	10,517	1,522	58	-	1,580	
2016	9,623	3,352	7,343	10,695	1,072	108	14	1,194	
2017	11,785	3,352	8,738	12,090	305	56	501	862	
2018	10,945	3,165	8,282	11,447	502	148	385	1,035	
2019	11,598	3,126	9,549	12,675	1,077	281	305	1,663	
2020	11,112	2,950	8,817	11,767	655	200	279	1,134	
2021	12,908	2,990	10,335	13,325	417	(40)	297	674	
2022	10,132	3,172	8,669	11,841	1,709	(231)	393	1,871	

Ventura County Air Pollution Control District  
Fund Balance – Last Ten Fiscal Years  
(In thousands)  
(Unaudited)

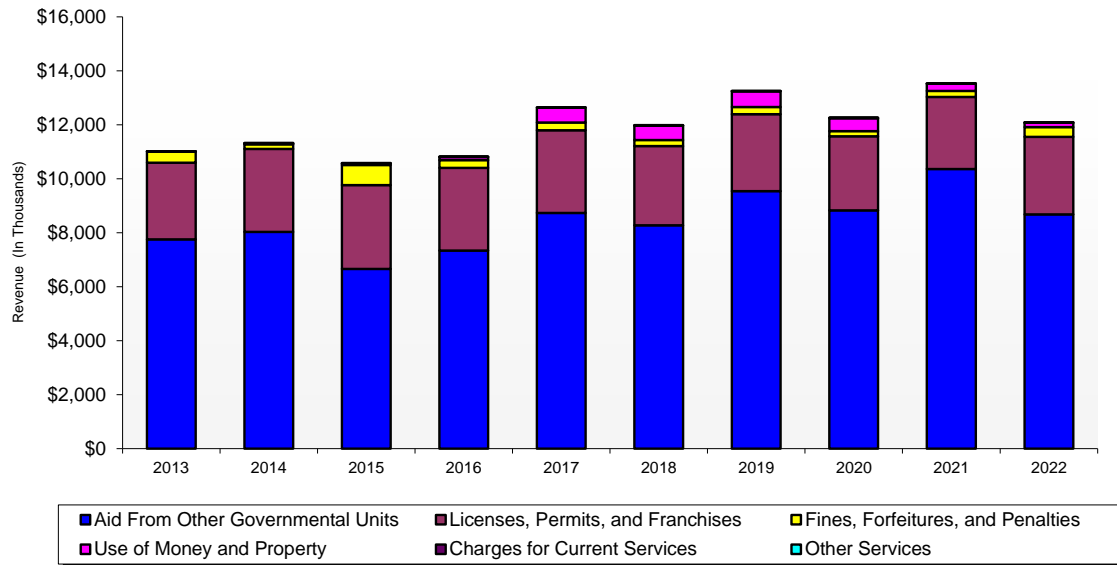
	2012-13	2013-14	2014-15	2015-16	2016-17	2017-18	2018-19	2019-20	2020-21	2021-22
Assigned:										
Building Acquisition	\$ 4,000	\$ 4,000	\$ 4,000	\$ -	\$ 5,500	\$ -	\$ -	\$ -	\$ -	\$ -
Appropriated Fund Balance for next fiscal year	442	569	710	726	756	6,242	6,074	3,090	1,011	777
Capital Asset Acquisition	200	200	200	200	200	200	200	200	200	200
Litigation	300	300	300	300	300	300	300	300	300	300
Motor Vehicle Fee Projects	200	200	200	200	73	95	-	-	-	-
Total Assigned	5,142	5,269	5,410	1,426	6,829	6,837	6,574	3,590	1,511	1,277
Unassigned	6,306	7,180	8,216	7,498	3,033	3,660	4,881	6,018	6,742	7,486
<b>Total Fund Balance</b>	<b>\$ 11,448</b>	<b>\$ 12,449</b>	<b>\$ 13,626</b>	<b>\$ 8,924</b>	<b>\$ 9,862</b>	<b>\$ 10,497</b>	<b>\$ 11,455</b>	<b>\$ 9,608</b>	<b>\$ 8,253</b>	<b>\$ 8,763</b>

Ventura County Air Pollution Control District  
Changes in Fund Balance – Governmental Funds – Last Ten Fiscal Years  
(Modified Accrual Basis of Accounting)  
(In thousands)  
(Unaudited)

	Fiscal Year									
	2012-13	2013-14	2014-15	2015-16	2016-17	2017-18	2018-19	2019-20	2020-21	2021-22
<b>Revenues:</b>										
Aid from other governmental units	\$ 7,756	\$ 8,034	\$ 6,657	\$ 7,343	\$ 8,738	\$ 8,282	\$ 9,549	\$ 8,836	\$10,368	\$ 8,683
Licenses, permits, and franchises	2,846	3,070	3,110	3,064	3,061	2,932	2,850	2,742	2,669	2,873
Fines, forfeitures, and penalties	407	172	744	281	284	227	259	192	224	358
Use of money and property	6	32	58	122	557	533	586	479	257	162
Charges for current services	6	6	4	3	7	4	5	8	3	4
Other revenue	-	13	2	4	-	2	12	8	10	21
<b>Total revenues</b>	<b>11,021</b>	<b>11,327</b>	<b>10,575</b>	<b>10,817</b>	<b>12,647</b>	<b>11,980</b>	<b>13,261</b>	<b>12,265</b>	<b>13,531</b>	<b>12,101</b>
<b>Expenditures:</b>										
Current:										
Public protection	10,060	10,146	9,302	9,994	11,704	11,150	11,681	10,746	12,498	10,931
Capital outlay	135	180	96	5,525	5	195	622	3,366	2,388	660
<b>Total expenditures</b>	<b>10,195</b>	<b>10,326</b>	<b>9,398</b>	<b>15,519</b>	<b>11,709</b>	<b>11,345</b>	<b>12,303</b>	<b>14,112</b>	<b>14,886</b>	<b>11,591</b>
<b>Net Change in Fund Balance</b>	<b>\$ 826</b>	<b>\$ 1,001</b>	<b>\$ 1,177</b>	<b>\$ (4,702)</b>	<b>\$ 938</b>	<b>\$ 635</b>	<b>\$ 958</b>	<b>\$ (1,847)</b>	<b>\$ (1,355)</b>	<b>\$ 510</b>

Ventura County Air Pollution Control District  
 Total Revenue Sources – Last Ten Fiscal Years  
 (In thousands)  
 (Unaudited)

**Revenue for the Last Ten Years** (In Thousands)



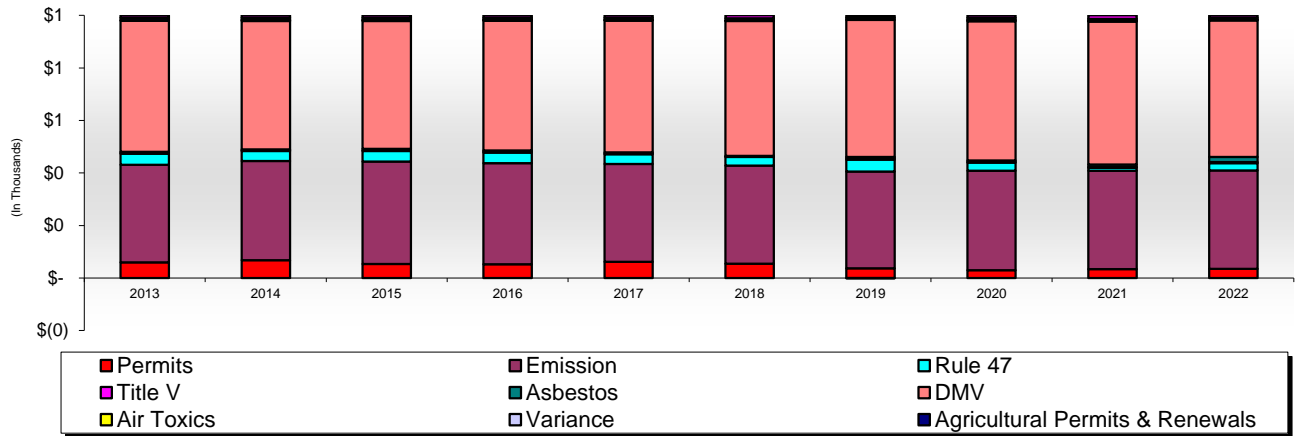
Year Ended	Aid From Other Governmental Units	Licenses, Permits, and Franchises	Fines, Forfeitures, and Penalties	Use of Money and Property	Charges for Current Services	Other Services	Total Revenues
2013	\$ 7,756	\$ 2,846	\$ 407	\$ 6	\$ 6	\$ -	\$ 11,021
2014	8,034	3,070	172	32	6	13	11,327
2015	6,657	3,110	744	58	4	2	10,575
2016	7,343	3,064	281	122	3	4	10,817
2017	8,738	3,061	284	557	7	-	12,647
2018	8,282	2,932	227	533	4	2	11,980
2019	9,549	2,850	259	586	5	12	13,261
2020	8,836	2,742	192	479	8	8	12,265
2021	10,368	2,669	224	257	3	10	13,531
2022	8,683	2,873	358	162	4	21	12,101
	(1)	(2)	(3)	(4)	(5)	(6)	

- (1) Subvention, DMV fees, 105 & 103 Federal Grant, and Pass-Through Grants
- (2) Permit, Emission, Variance, Rule 47, Title V, Asbestos, Air Toxics Fees, Agricultural Engine Permit Fees & Renewal, and PERP Fees
- (3) Fines and Penalties
- (4) Interest Earnings
- (5) Land Use-EIR and Outside Contracts
- (6) Internal Service Fund (ISF) Credits/Refunds, Cost Allocation Plan (A-87) Credit, and Other Miscellaneous Revenues

Source: Ventura County Air Pollution Control District's Financial Statements

Ventura County Air Pollution Control District  
 Revenues by Fee Sources – Last Ten Fiscal Years  
 (In thousands)  
 (Unaudited)

Revenues by Fee Source - Last Ten Years  
 (In Thousands)



Year Ended											(a)	Total Revenues
	Permits	Emission	Rule 47	Title V	Asbestos	DMV	Air Toxics	Variance	Agricultural Permits & Renewals	PERP Fees		
2013	339	2,109	241	19	22	2,836	15	-	51	50	5,682	
2014	409	2,265	227	17	24	2,932	18	8	51	52	6,003	
2015	321	2,365	243	14	36	2,944	18	8	51	54	6,054	
2016	316	2,331	241	24	28	2,985	20	2	50	52	6,049	
2017	376	2,292	226	20	26	3,082	8	12	48	53	6,143	
2018	330	2,251	194	8	22	3,093	5	7	50	65	6,025	
2019	220	2,199	273	30	31	3,113	(2)	-	45	54	5,963	
2020	171	2,209	183	17	31	3,089	21	7	53	50	5,831	
2021	196	2,193	69	17	55	3,185	15	9	41	74	5,854	
2022	211	2,235	168	26	115	3,101	20	4	38	56	5,974	

Source: Ventura County Air Pollution Control District's Financial Statements

(a) Portable Engine Registration Program (PERP)

Ventura County Air Pollution Control District  
 Top Ten Payers of Emission Fees – Fiscal Year 2019-20  
 (Unaudited)

Company Name	Emission Fees	Rank	Percentage of Total Emission Fees
Aera Energy LLC	\$ 238,500	1	10.7%
Beacon West Energy Group, LLC*	195,440	2	8.7%
GenOn California South , LP*	191,376	3	8.6%
California Resources Production Corporation*	146,105	4	6.5%
Naval Base Ventura County	92,307	5	4.1%
DCOR, LLC*	88,203	6	3.9%
Procter & Gamble Paper Prods.	55,403	7	2.5%
County of Ventura *	41,411	8	1.9%
Trustees of CSU & CSUCI Site Authority	35,624	9	1.6%
City of Oxnard*	31,603	10	1.4%
Total Paid by Largest Payers for emission fees	<u>\$ 1,115,972</u>		<u>49.9%</u>
Total Emission Fees Paid By All Emitters	<u>\$ 2,234,798</u>		

\* Located at separate sites

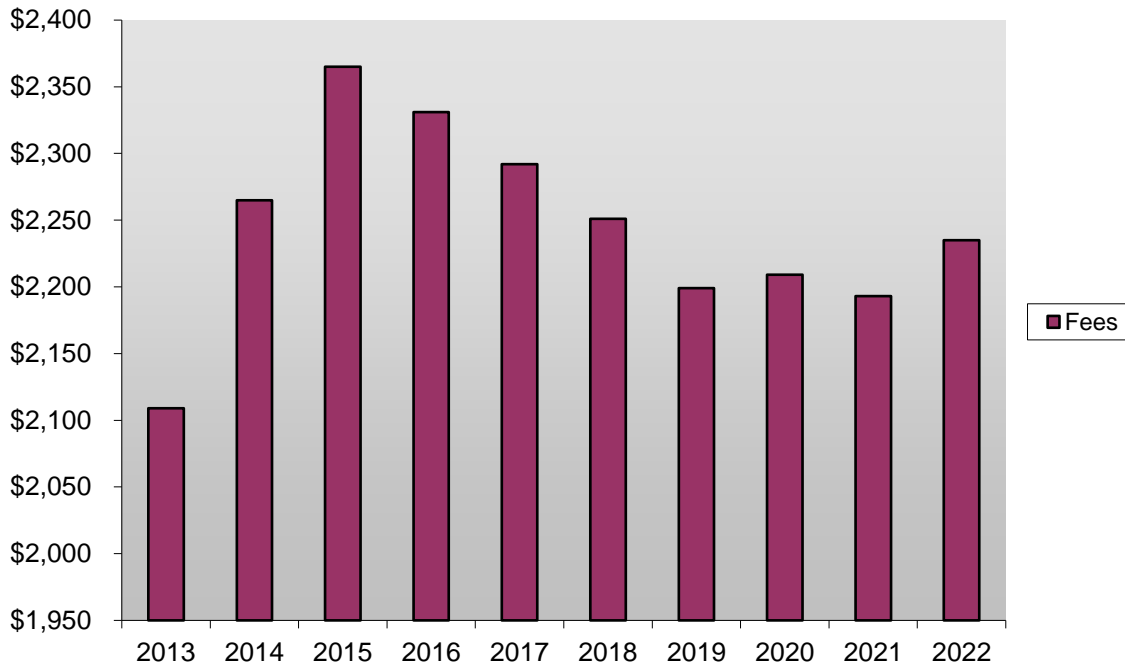
Source:

Ventura County Air Pollution Control District Accounting Records



Ventura County Air Pollution Control District  
 Total Emission Fees – Last Ten Fiscal Years  
 (In thousands)  
 (Unaudited)

**Emission Fee Revenues - Last Ten Fiscal Years**  
 (In Thousands)

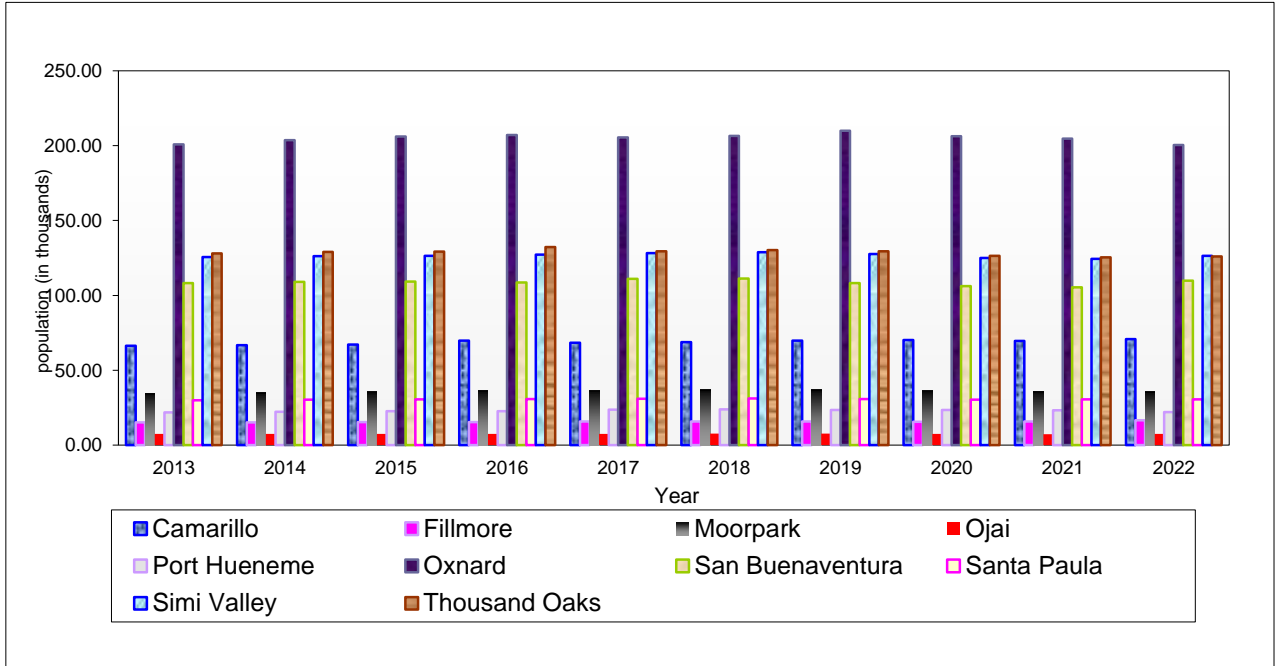


	<b>Emission Fees</b>
2013	\$ 2,109
2014	2,265
2015	2,365
2016	2,331
2017	2,292
2018	2,251
2019	2,199
2020	2,209
2021	2,193
2022	2,235

Source: Ventura County Air Pollution Control District  
 Financial Statements

Ventura County Air Pollution Control District  
 Ventura County Population (by Cities) – Last Ten Years  
 (In thousands)  
 (Unaudited)

Estimated Ventura County City Population - Last Ten Years (in thousands)



Year	San											Total Incorporated
	Camarillo	Fillmore	Moorpark	Ojai	Oxnard	Port Hueneme	Buena ventura	Santa Paula	Simi Valley	Thousand Oaks		
2013	66.43	15.18	34.90	7.55	200.86	22.02	108.29	29.95	125.56	128.14	738.88	(1)
2014	66.75	15.34	35.17	7.59	203.65	22.40	108.96	30.45	126.31	129.04	745.66	(1)
2015	67.15	15.44	35.73	7.61	206.15	22.77	109.34	30.56	126.48	129.35	750.58	(1)
2016	69.92	15.53	36.72	7.48	207.00	22.70	108.56	30.75	127.17	132.36	758.19	(1)
2017	68.37	15.80	36.68	7.64	205.49	23.71	111.08	31.06	128.27	129.50	757.60	(1)
2018	68.74	15.95	37.04	7.68	206.50	23.93	111.27	31.14	128.76	130.20	761.21	(1)
2019	69.88	15.93	37.02	7.77	209.88	23.53	108.17	30.78	127.72	129.56	760.24	(1)
2020	70.26	15.57	36.28	7.56	206.35	23.61	106.27	30.39	125.11	126.48	747.88	(1)
2021	69.71	15.81	35.98	7.44	204.68	23.37	105.42	30.69	124.47	125.43	743.00	(1)
2022	70.74	16.68	35.82	7.52	200.48	22.19	109.82	30.63	126.48	125.99	746.35	(1)

(1) City/County Population Estimates with Annual Percent Change January 1, 2017 and 2018

Source: [E-1\\_2022\\_InternetVersion.xlsx \(live.com\)](#)

Ventura County Air Pollution Control District  
Ventura County Economic and Demographic Statistics – Last Ten Calendar Years  
(Unaudited)

<u>Year</u>	<u>Population</u>	(a)(1)	<u>Personal Income (in millions)</u>	(a)(1)	<u>Per Capita Personal Income</u>	(a)(1)	<u>Unemploy- ment Rate</u>	(d)(2)
2013	838,135		42,045		50,165		8.0%	
2014	842,648		44,276		52,544		6.7%	
2015	846,263		46,404		54,834		5.7%	
2016	847,718		47,773		56,356		5.2%	
2017	849,196		49,206		57,944		4.5%	
2018	848,290		51,073		60,207		3.9%	
2019	845,396		53,964		63,833		3.7%	
2020	842,921		57,864		68,647		8.8%	
2021	839,784		64,619		73,375		6.2%	
2022	833,652	(b)	61,900	(c)	70,199	(c)	3.2%	

Notes:

- 1) Revised in 2021-22 to reflect data from the U.S. Department of Commerce (last updated: March 2022.)
- 2) Updated in 2020-21 to reflect data from the U.S. Department of Labor Statistics (last updated: November 2022)

Sources:

(a) U.S. Department of Commerce, Bureau of Economic Analysis, GOP, and Personal Mapping, Interactive Data Tables, CAINC1 County and MSA Personal Income Summary: Personal Income, Population, Per Capita Personal Income. Population, and Per Capita Income estimates for 2010-2019 reflect County population estimates available as of March 2020. These population estimates are based on the 2010 census, 2020 and 2021 are based off of 2020 decennial counts. All dollar estimates are in current dollars (not adjusted for inflation). Last updated on November 16, 2022: New statistics for 2021; revised statistics for 2010-2020.

(b) State of California, Department of Finance, Report E-1 Cities, Counties, and State Population Estimates with Annual Percent Change, January 1, 2021-2022 with a 2010 Census benchmark as of May 2022.

(c) Ventura county Economic Forecast Summary, 2016-2021 History, 2022-2026 Forecast.

(d) U.S. Bureau of Labor Statistics, Local Area Unemployment Statistics, Metropolitan Areas, Oxnard, Thousand Oaks, and Ventura, California Metropolitan Statistical Area, not seasonally adjusted. The 2022 unemployment rate is an eleven month average.

Ventura County Air Pollution Control District  
Ventura County Principal Employers – Current Year and Nine Years Ago  
(Unaudited)

<u>Employer</u>	<u>2022(a)</u>			<u>2013(b)</u>		
	<u>Employees</u>	<u>Rank</u>	<u>Percentage of Total County Employment(c)</u>	<u>Employees</u>	<u>Rank</u>	<u>Percentage of Total County Employment</u>
United States Naval Base	19,000	1	4.79%	20,060	1	6.66%
County of Ventura	9,837 (1)	2	2.49%	8,485	2	2.82%
Amgen, Inc.	5,400	3	1.37%	6,000	3	1.99%
Bank of America	2,910	4	0.74%			
Blue Cross of CA (previously Wellpoint, Inc.)	2,500	5	0.63%	2,913	4	0.97%
Simi Valley Unified School District	2,500	5	0.63%	2,320	5	0.77%
Conejo Valley Unified School District	2,100	7	0.53%	1,849	8	0.61%
Community Memorial Hospital	2,000	8	0.51%	2,021	6	0.67%
Ventura County Community College District	1,777	9	0.45%			
California Lutheran University	1,550	10	0.39%			
Dignity Health				1,938	7	0.64%
Ventura Unified School District				1,796	9	0.60%
Los Robles Regional Med Center				1,600	10	0.53%
	49,574		12.53%	48,982		16.26%

Note:

(1) Ventura County actual payroll employee count as of 6/30/2022.

Sources:

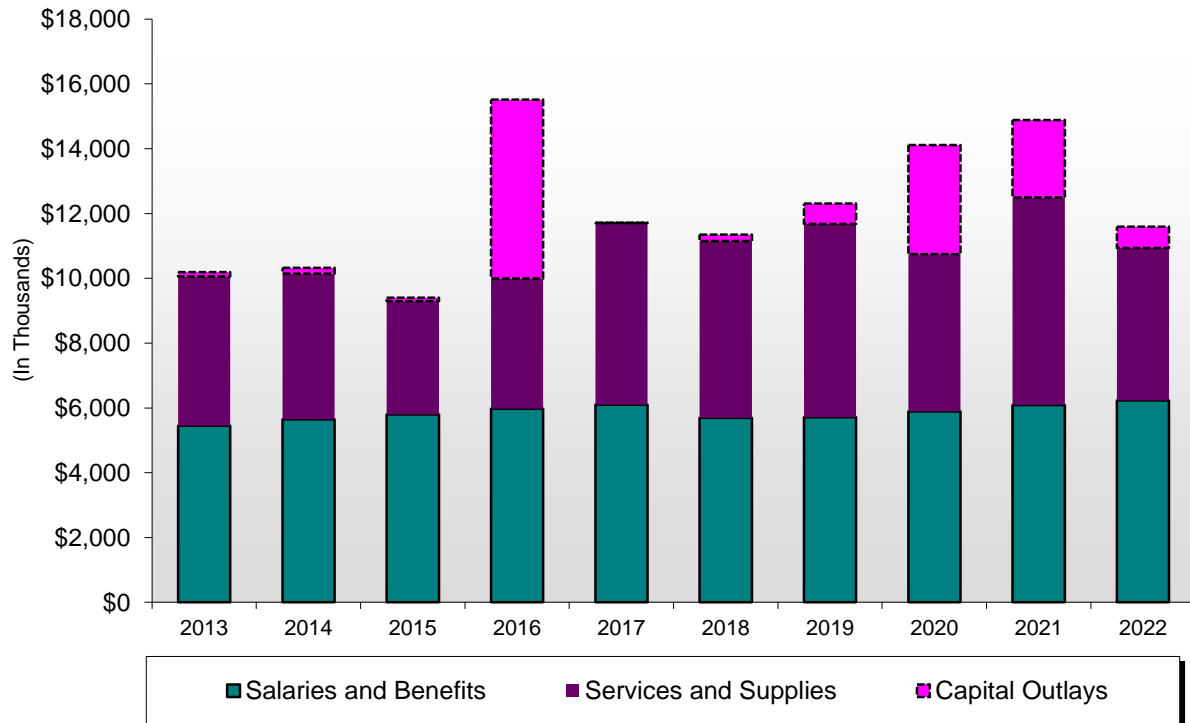
(a) The List, Ventura County Employers, Pacific Coast Business Times, December, 2021.

(b) 2013 Ventura County Real Estate and Economic Outlook as of January, 2013.

(c) Employment Development Department, State of California, June 2022 Ventura County, retrieved from <https://www.labormarketinfo.edd.ca.gov/data/interactive-labor-market-data-tools.html>, updated 11/2022.

Ventura County Air Pollution Control District  
 Expenditures by Category – Last Ten Fiscal Years  
 (In thousands)  
 (Unaudited)

**Expenditures for the Last Ten Years**  
 (In Thousands)



<u>Year Ended</u>	<u>Salaries and Benefits</u>	<u>Services and Supplies</u>	<u>Capital Outlays</u>	<u>Total Expenditures</u>
2013	5,453	4,607	135	10,195
2014	5,648	4,498	180	10,326
2015	5,801	3,501	96	9,398
2016	5,977	4,017	5,525	15,519
2017	6,096	5,608	5	11,709
2018	5,691	5,459	195	11,345
2019	5,710	5,971	622	12,303
2020	5,894	4,852	3,366	14,112
2021	6,086 (1)	6,412	2,388	14,886
2022	6,228	4,703	660	11,591

(1) Public Protection

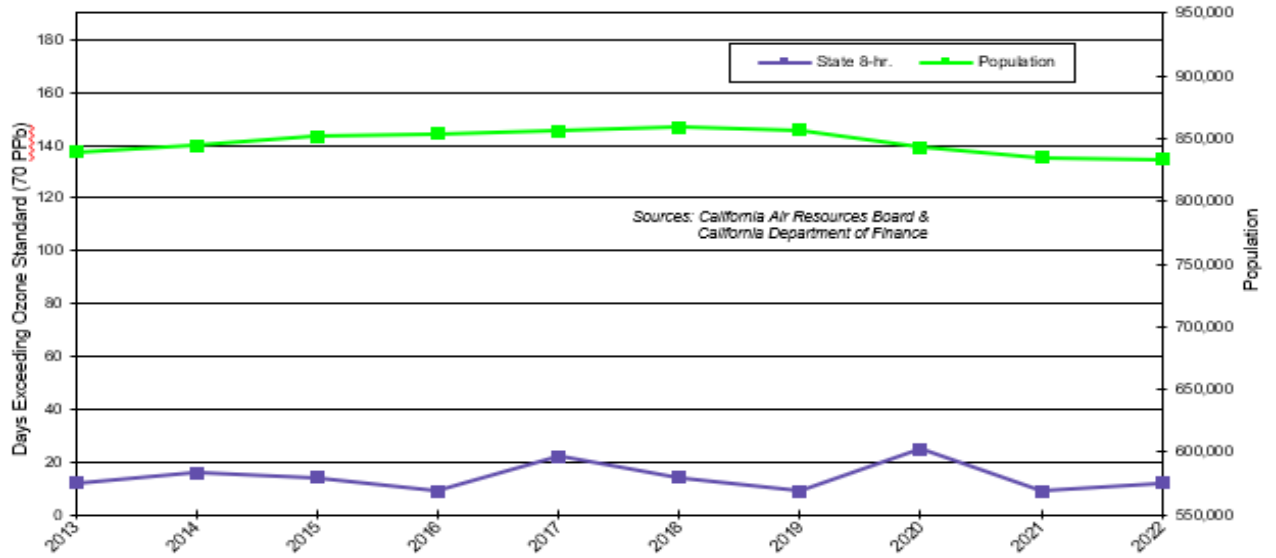
Source: Ventura County Air Pollution Control District Financial Statements

Ventura County Air Pollution Control District  
Full-Time Equivalent Employees – Last Ten Fiscal Years  
(Unaudited)

POSITION TITLE	2012-13	2013-14	2014-15	2015-16	2016-17	2017-18	2018-19	2019-20	2020-21	2021-22
APCD-Fiscal Assistant IV	1	1	1	1	1	1	1	1	0	0
APCD-Air Pollution Control Officer	1	1	1	1	1	1	1	1	1	1
APCD-Mgr, Fiscal/Admin Services	1	1	1	1	1	1	1	1	1	1
APCD-Mgr, Office Systems	1	1	1	1	1	1	1	1	1	1
APCD-Mgr, Public Info Services	1	1	1	1	1	1	1	0	0	0
APCD-Public Info Specialist	0	0	0	0	0	0	0	1	1	1
APCD-Mgr, Engineering	1	1	1	1	1	1	1	1	1	1
APCD-Mgr, Monitoring	1	1	1	1	1	1	1	1	1	1
APCD-Mgr, Compliance	1	1	1	1	1	1	1	1	1	1
APCD-Mgr, Planning & Rules	1	1	1	1	1	1	1	1	1	1
APCD-Fiscal Officer	1	1	1	1	1	1	1	1	1	1
APCD-AQ Permit Processing Specialist I/II	1	1	2	1	1	1	1	2	1	1
APCD-AQ Engineer II	6	6	6	6	6	6	7	5	4	3
APCD-AQ Engineer I	0	0	0	0	0	0	0	0	1	2
APCD-Supervising AQ Engineer	2	2	2	2	2	2	1	1	2	2
APCD-AQ Chemist II	1	1	0	0	0	0	0	0	0	0
APCD-Supervising AQ Chemist	0	0	0	0	0	0	0	0	0	0
APCD-AQ Specialist II	13	13	13	13	13	14	11	10	9.5	10
APCD-AQ Specialist I	0	0	0	0	0	0	1	2	3	3
APCD-Supervising AQ Specialist	4	4	3	3	3	3	3	3	3	3
APCD-AQ Meteorologist II	1	1	1	1	1	1	1	1	1	1
APCD-Supervising AQ Meteorologist	0	0	0	0	0	0	0	0	0	0
APCD-Sr Mgr, Engineering	0	0	0	0	0	0	0	0	0	0
APCD-Sr Mgr, MTS/Planning	0	0	0	0	0	0	0	0	0	0
APCD-Sr Mgr, Compliance	0	0	0	0	0	0	0	0	0	0
APCD-Mgmt Asst IV-Confidential	1	1	1	1	1	1	1	1	2	2
APCD-AQ Instrument Technician III	2	1	2	2	2	2	2	2	2	2
APCD Fiscal Tech I/II	0	0	0	0	0	0	0	1	1	1
APCD-Supervising AQ Instrument Tech	1	1	1	1	1	1	1	1	1	1
APCD-AQ Technician II	2	2	2	2	1	1	1	1	2	2
APCD-Office Systems Coordinator III	3	3	3	3	4	4	4	4	4	3
APCD-Management Assistant II	1	1	1	1	1	1	1	2	0	0
APCD-Office Assistant III	2	2	2	2	2	2	2	2	1	1
APCD-Office Assistant IV	0	0	0	0	0	0	0	0	1	1
<b>TOTAL STAFFING*</b>	<b>50.0</b>	<b>49.0</b>	<b>49.0</b>	<b>48.0</b>	<b>48.0</b>	<b>49.0</b>	<b>47.0</b>	<b>48.0</b>	<b>47.5</b>	<b>47.0</b>

\* Information based on VCAPCD Adopted Budget of Fiscal Year. It does not include staffing changes during the fiscal year and extra-help.

Ventura County Air Pollution Control District  
 County-wide Ozone v. Population – Last Ten Calendar Years  
 (Unaudited)



Year	State 8-Hr Standard	Population
2013	12	839,270
2014	16	844,259
2015	14	851,426
2016	9	853,961
2017	22	855,910
2018	14	859,073
2019	9	856,597
2020	25	842,886
2021	9	835,223
2022	12	833,652

Ventura County Air Pollution Control District  
 Capital Assets – Last Ten Fiscal Years  
 (In thousands)  
 (Unaudited)

---

Year Ended	Capital Assets	Accumulated Depreciaton	Depreciable, net
2013	\$ 1,622	\$ (1,088)	\$ 534
2014	1,630	(1,046)	584
2015	1,405	(859)	546
2016	6,930	(979)	5,951
2017	6,896	(1,131)	5,765
2018	6,934	(1,153)	5,781
2019	7,556	(1,325)	6,231
2020	10,896	(1,467)	9,429
2021	12,903	(1,415)	11,488
2022	13,538	(1,847)	11,691

Source: Ventura County Air Pollution Control District Accounting Records



- END OF REPORT -

